

Handbook of Exact String-Matching Algorithms

Christian Charras Thierry Lecroq

1	Introduction	11
1.1	From left to right	12
1.2	From right to left	13
1.3	In a specific order	13
1.4	In any order	14
1.5	Conventions	14
	Definitions	14
	Implementations	15
2	Brute force algorithm	19
2.1	Main features	19
2.2	Description	19
2.3	The C code	20
2.4	The example	20
3	Search with an automaton	25
3.1	Main features	25
3.2	Description	25
3.3	The C code	26
3.4	The example	27
3.5	References	30
4	Karp-Rabin algorithm	31
4.1	Main features	31
4.2	Description	31
4.3	The C code	32
4.4	The example	33
4.5	References	35
5	Shift Or algorithm	37
5.1	Main features	37
5.2	Description	37
5.3	The C code	38
5.4	The example	39
5.5	References	40
6	Morris-Pratt algorithm	41
6.1	Main Features	41
6.2	Description	41
6.3	The C code	42
6.4	The example	43
6.5	References	44

7	Knuth-Morris-Pratt algorithm	47
7.1	Main Features	47
7.2	Description	47
7.3	The C code	48
7.4	The example	49
7.5	References	50
8	Simon algorithm	53
8.1	Main features	53
8.2	Description	53
8.3	The C code	54
8.4	The example	56
8.5	References	59
9	Colussi algorithm	61
9.1	Main features	61
9.2	Description	61
9.3	The C code	63
9.4	The example	66
9.5	References	67
10	Galil-Giancarlo algorithm	69
10.1	Main features	69
10.2	Description	69
10.3	The C code	70
10.4	The example	71
10.5	References	73
11	Apostolico-Crochemore algorithm	75
11.1	Main features	75
11.2	Description	75
11.3	The C code	76
11.4	The example	77
11.5	References	79
12	Not So Naive algorithm	81
12.1	Main features	81
12.2	Description	81
12.3	The C code	81
12.4	The example	82
12.5	References	85
13	Forward Dawg Matching algorithm	87
13.1	Main Features	87
13.2	Description	87

13.3	The C code	88
13.4	The example	89
13.5	References	90
14	Boyer-Moore algorithm	91
14.1	Main Features	91
14.2	Description	91
14.3	The C code	93
14.4	The example	95
14.5	References	96
15	Turbo-BM algorithm	99
15.1	Main Features	99
15.2	Description	99
15.3	The C code	100
15.4	The example	101
15.5	References	103
16	Apostolico-Giancarlo algorithm	105
16.1	Main Features	105
16.2	Description	105
16.3	The C code	107
16.4	The example	108
16.5	References	110
17	Reverse Colussi algorithm	111
17.1	Main features	111
17.2	Description	111
17.3	The C code	112
17.4	The example	114
17.5	References	116
18	Horspool algorithm	117
18.1	Main Features	117
18.2	Description	117
18.3	The C code	118
18.4	The example	118
18.5	References	119
19	Quick Search algorithm	121
19.1	Main Features	121
19.2	Description	121
19.3	The C code	122
19.4	The example	122
19.5	References	123

- 20 Tuned Boyer-Moore algorithm 125**
 - 20.1 Main Features 125
 - 20.2 Description 125
 - 20.3 The C code 126
 - 20.4 The example 126
 - 20.5 References 128

- 21 Zhu-Takaoka algorithm 129**
 - 21.1 Main features 129
 - 21.2 Description 129
 - 21.3 The C code 130
 - 21.4 The example 131
 - 21.5 References 132

- 22 Berry-Ravindran algorithm 133**
 - 22.1 Main features 133
 - 22.2 Description 133
 - 22.3 The C code 134
 - 22.4 The example 134
 - 22.5 References 136

- 23 Smith algorithm 137**
 - 23.1 Main features 137
 - 23.2 Description 137
 - 23.3 The C code 138
 - 23.4 The example 138
 - 23.5 References 139

- 24 Raita algorithm 141**
 - 24.1 Main features 141
 - 24.2 Description 141
 - 24.3 The C code 142
 - 24.4 The example 142
 - 24.5 References 144

- 25 Reverse Factor algorithm 145**
 - 25.1 Main Features 145
 - 25.2 Description 145
 - 25.3 The C code 146
 - 25.4 The example 149
 - 25.5 References 150

- 26 Turbo Reverse Factor algorithm 151**
 - 26.1 Main Features 151
 - 26.2 Description 151

26.3	The C code	152
26.4	The example	154
26.5	References	156
27	Backward Oracle Matching algorithm	157
27.1	Main Features	157
27.2	Description	157
27.3	The C code	158
27.4	The example	160
27.5	References	161
28	Galil-Seiferas algorithm	163
28.1	Main features	163
28.2	Description	163
28.3	The C code	164
28.4	The example	166
28.5	References	168
29	Two Way algorithm	171
29.1	Main features	171
29.2	Description	171
29.3	The C code	172
29.4	The example	175
29.5	References	177
30	String Matching on Ordered Alphabets	179
30.1	Main features	179
30.2	Description	179
30.3	The C code	180
30.4	The example	182
30.5	References	183
31	Optimal Mismatch algorithm	185
31.1	Main features	185
31.2	Description	185
31.3	The C code	186
31.4	The example	188
31.5	References	189
32	Maximal Shift algorithm	191
32.1	Main features	191
32.2	Description	191
32.3	The C code	192
32.4	The example	193
32.5	References	194

33	Skip Search algorithm	195
33.1	Main features	195
33.2	Description	195
33.3	The C code	196
33.4	The example	197
33.5	References	198
34	KmpSkip Search algorithm	199
34.1	Main features	199
34.2	Description	199
34.3	The C code	200
34.4	The example	202
34.5	References	203
35	Alpha Skip Search algorithm	205
35.1	Main features	205
35.2	Description	205
35.3	The C code	206
35.4	The example	208
35.5	References	209
A	Example of graph implementation	211

List of Figures

- 5.1 Meaning of vector R_j in the Shift-Or algorithm. 38
- 6.1 Shift in the Morris-Pratt algorithm: v is the border of u . 42
- 7.1 Shift in the Knuth-Morris-Pratt algorithm: v is a border of u and $a \neq c$. 48
- 9.1 Mismatch with a nohole. Noholes are black circles and are compared from left to right. In this situation, after the shift, it is not necessary to compare the first two noholes again. 62
- 9.2 Mismatch with a hole. Noholes are black circles and are compared from left to right while holes are white circles and are compared from right to left. In this situation, after the shift, it is not necessary to compare the matched prefix of the pattern again. 63
- 11.1 At each attempt of the Apostolico-Crochemore algorithm we consider a triple (i, j, k) . 75
- 14.1 The good-suffix shift, u re-occurs preceded by a character c different from a . 92
- 14.2 The good-suffix shift, only a suffix of u re-occurs in x . 92
- 14.3 The bad-character shift, a occurs in x . 92
- 14.4 The bad-character shift, a does not occur in x . 93
- 15.1 A turbo-shift can apply when $|v| < |u|$. 100
- 15.2 $c \neq d$ so they cannot be aligned with the same character in v . 100
- 16.1 Case 1, $k > \text{suff}[i]$ and $\text{suff}[i] = i + 1$, an occurrence of x is found. 106
- 16.2 Case 2, $k > \text{suff}[i]$ and $\text{suff}[i] \leq i$, a mismatch occurs between $y[i + j - \text{suff}[i]]$ and $x[i - \text{suff}[i]]$. 106

- 16.3 Case 3, $k < \text{suff}[i]$ a mismatch occurs between $y[i + j - k]$ and $x[i - k]$. 106
- 16.4 Case 4, $k = \text{suff}[i]$ and $a \neq b$. 106
- 26.1 Impossible overlap if z is an acyclic word. 152
- 28.1 A perfect factorization of x . 164
- 30.1 Typical attempt during the String Matching on Ordered Alphabets algorithm. 179
- 30.2 Function `nextMaximalSuffix`: meaning of the variables i , j , k and p . 180
- 34.1 General situation during the searching phase of the Kmp-Skip algorithm. 200

1 Introduction

String-matching is a very important subject in the wider domain of text processing. String-matching algorithms are basic components used in implementations of practical softwares existing under most operating systems. Moreover, they emphasize programming methods that serve as paradigms in other fields of computer science (system or software design). Finally, they also play an important role in theoretical computer science by providing challenging problems.

Although data are memorized in various ways, text remains the main form to exchange information. This is particularly evident in literature or linguistics where data are composed of huge corpus and dictionaries. This apply as well to computer science where a large amount of data are stored in linear files. And this is also the case, for instance, in molecular biology because biological molecules can often be approximated as sequences of nucleotides or amino acids. Furthermore, the quantity of available data in these fields tend to double every eighteen months. This is the reason why algorithms should be efficient even if the speed and capacity of storage of computers increase regularly.

String-matching consists in finding one, or more generally, all the occurrences of a string (more generally called a **pattern**) in a **text**. All the algorithms in this book output all occurrences of the pattern in the text. The pattern is denoted by $x = x[0..m-1]$; its length is equal to m . The text is denoted by $y = y[0..n-1]$; its length is equal to n . Both strings are build over a finite set of character called an **alphabet** denoted by Σ with size is equal to σ .

Applications require two kinds of solution depending on which string, the pattern or the text, is given first. Algorithms based on the use of automata or combinatorial properties of strings are commonly implemented to preprocess the pattern and solve the first kind of problem. The notion of indexes realized by trees or automata is used in the second kind of solutions. This book will only investigate algorithms of the first kind.

String-matching algorithms of the present book work as follows. They

scan the text with the help of a **window** which size is generally equal to m . They first align the left ends of the window and the text, then compare the characters of the window with the characters of the pattern — this specific work is called an **attempt** — and after a whole match of the pattern or after a mismatch they **shift** the window to the right. They repeat the same procedure again until the right end of the window goes beyond the right end of the text. This mechanism is usually called the **sliding window mechanism**. We associate each attempt with the position j in the text when the window is positioned on $y[j \dots j + m - 1]$.

The brute force algorithm locates all occurrences of x in y in time $O(m \times n)$. The many improvements of the brute force method can be classified depending on the order they performed the comparisons between pattern characters and text characters at each attempt. Four categories arise: the most natural way to perform the comparisons is from left to right, which is the reading direction; performing the comparisons from right to left generally leads to the best algorithms in practice; the best theoretical bounds are reached when comparisons are done in a specific order; finally there exist some algorithms for which the order in which the comparisons are done is not relevant (such is the brute force algorithm).

1.1 From left to right

Hashing provides a simple method that avoids the quadratic number of character comparisons in most practical situations, and that runs in linear time under reasonable probabilistic assumptions. It has been introduced by Harrison and later fully analyzed by Karp and Rabin.

Assuming that the pattern length is no longer than the memory-word size of the machine, the Shift-Or algorithm is an efficient algorithm to solve the exact string-matching problem and it adapts easily to a wide range of approximate string-matching problems.

The first linear-time string-matching algorithm is from Morris and Pratt. It has been improved by Knuth, Morris, and Pratt. The search behaves like a recognition process by automaton, and a character of the text is compared to a character of the pattern no more than $\log_{\Phi}(m + 1)$ (Φ is the golden ratio $(1 + \sqrt{5})/2$). Hancart proved that this delay of a related algorithm discovered by Simon makes no more than $1 + \log_2 m$ comparisons per text character. Those three algorithms perform at most $2n - 1$ text character comparisons in the worst case.

The search with a Deterministic Finite Automaton performs exactly n text character inspections but it requires an extra space in $O(m \times \sigma)$. The Forward Dawg Matching algorithm performs exactly the same number of text character inspections using the suffix automaton of the pattern.

The Apostolico-Crochemore algorithm is a simple algorithm which

performs $\frac{3}{2}n$ text character comparisons in the worst case.

The Not So Naive algorithm is a very simple algorithm with a quadratic worst case time complexity but it requires a preprocessing phase in constant time and space and is slightly sub-linear in the average case.

1.2 From right to left

The Boyer-Moore algorithm is considered as the most efficient string-matching algorithm in usual applications. A simplified version of it (or the entire algorithm) is often implemented in text editors for the “search” and “substitute” commands. Cole proved that the maximum number of character comparisons is tightly bounded by $3n$ after the preprocessing for non-periodic patterns. It has a quadratic worst case time for periodic patterns.

Several variants of the Boyer-Moore algorithm avoid its quadratic behaviour. The most efficient solutions in term of number of character comparisons have been designed by Apostolico and Giancarlo, Crochemore *et alii* (Turbo-BM), and Colussi (Reverse Colussi). Empirical results show that variations of the Boyer-Moore algorithm and algorithms based on the suffix automaton by Crochemore *et alii* (Reverse Factor and Turbo Reverse Factor) or the suffix oracle by Crochemore *et alii* (Backward Oracle Matching) are the most efficient in practice.

The Zhu-Takaoka and Berry-Ravindran algorithms are variants of the Boyer-Moore algorithm which require an extra space in $O(\sigma^2)$.

1.3 In a specific order

The two first linear optimal space string-matching algorithms are due to Galil-Seiferas and Crochemore-Perrin (Two Way). They partition the pattern in two parts, they first search for the right part of the pattern from left to right and then if no mismatch occurs they search for the left part.

The algorithms of Colussi and Galil-Giancarlo partition the set of pattern positions into two subsets. They first search for the pattern characters which positions are in the first subset from left to right and then if no mismatch occurs they search for the remaining characters from left to right. The Colussi algorithm is an improvement over the Knuth-Morris-Pratt algorithm and performs at most $\frac{3}{2}n$ text character comparisons in the worst case. The Galil-Giancarlo algorithm improves the Colussi algorithm in one special case which enables it to perform at most $\frac{4}{3}n$ text character comparisons in the worst case.

Sunday’s Optimal Mismatch and Maximal Shift algorithms sort the pattern positions according their character frequency and their leading

shift respectively.

Skip Search, KmPSkip Search and Alpha Skip Search algorithms by Charras *et alii* use buckets to determine starting positions on the pattern in the text.

1.4 In any order

The Horspool algorithm is a variant of the Boyer-Moore algorithm, it uses only one of its shift functions and the order in which the text character comparisons are performed is irrelevant. This is also true for other variants such as the Quick Search algorithm of Sunday, Tuned Boyer-Moore of Hume and Sunday, the Smith algorithm and the Raita algorithm.

1.5 Conventions

We will consider practical searches. We will assume that the alphabet is the set of ASCII codes or any subset of it. The algorithms are presented in C programming language, thus a word w of length ℓ can be written $w[0.. \ell - 1]$; the characters are $w[0], \dots, w[\ell - 1]$ and $w[\ell]$ contained the special end character (null character) that cannot occur anywhere within any word but in the end. Both words the pattern and the text reside in main memory.

Let us introduce some definitions.

Definitions

A word u is a **prefix** of a word w if there exists a word v (possibly empty) such that $w = uv$.

A word v is a **suffix** of a word w if there exists a word u (possibly empty) such that $w = uv$.

A word z is a **substring** or a **subword** or a **factor** of a word w if there exist two words u and v (possibly empty) such that $w = uzv$.

An integer p is a **period** of a word w if for $i, 0 \leq i < m - p, w[i] = w[i + p]$. The smallest period of w is called **the period** of w , it is denoted by $per(w)$.

A word w of length ℓ is **periodic** if the length of its smallest period is smaller or equal to $\ell/2$, otherwise it is **non-periodic**.

A word w is **basic** if it cannot be written as a power of another word: there exist no word z and no integer k such that $w = z^k$.

A word z is a **border** of a word w if there exist two words u and v such that $w = uz = zv$, z is both a prefix and a suffix of w . Note that in this case $|u| = |v|$ is a period of w .

The **reverse** of a word w of length ℓ denoted by w^R is the mirror image of w : $w^R = w[\ell - 1]w[\ell - 2] \dots w[1]w[0]$.

A Deterministic Finite Automaton (DFA) \mathcal{A} is a quadruple (Q, q_0, T, E) where:

- Q is a finite set of states;
- $q_0 \in Q$ is the initial state;
- $T \subseteq Q$ is the set of terminal states;
- $E \subseteq (Q \times \Sigma \times Q)$ is the set of transitions.

The language $\mathcal{L}(\mathcal{A})$ defined by \mathcal{A} is the following set:

$$\{w \in \Sigma^* : \exists q_0, \dots, q_n, n = |w|, q_n \in T, \forall 0 \leq i < n, (q_i, w[i], q_{i+1}) \in E\}$$

For each exact string-matching algorithm presented in the present book we first give its main features, then we explained how it works before giving its C code. After that we show its behaviour on a typical example where $x = \text{GCAGAGAG}$ and $y = \text{GCATCGCAGAGAGTATACAGTACG}$. Finally we give a list of references where the reader will find more detailed presentations and proofs of the algorithm. At each attempt, matches are materialized in light gray while mismatches are shown in dark gray. A number indicates the order in which the character comparisons are done except for the algorithms using automata where the number represents the state reached after the character inspection.

Implementations

In this book, we will use classical tools. One of them is a linked list of integer. It will be defined in C as follows:

```
struct _cell {
    int element;
    struct _cell *next;
};

typedef struct _cell *List;
```

Another important structures are tries and automata, specifically suffix automata (see chapter 25). Basically automata are directed graphs. We will use the following interface to manipulate automata (assuming that vertices will be associated with positive integers):

```
/* returns a new data structure for
   a graph with v vertices and e edges */
Graph newGraph(int v, int e);

/* returns a new data structure for
   a automaton with v vertices and e edges */
Graph newAutomaton(int v, int e);
```

```
/* returns a new data structure for
   a suffix automaton with v vertices and e edges */
Graph newSuffixAutomaton(int v, int e);

/* returns a new data structure for
   a trie with v vertices and e edges */
Graph newTrie(int v, int e);

/* returns a new vertex for graph g */
int newVertex(Graph g);

/* returns the initial vertex of graph g */
int getInitial(Graph g);

/* returns true if vertex v is terminal in graph g */
boolean isTerminal(Graph g, int v);

/* set vertex v to be terminal in graph g */
void setTerminal(Graph g, int v);

/* returns the target of edge from vertex v
   labelled by character c in graph g */
int getTarget(Graph g, int v, unsigned char c);

/* add the edge from vertex v to vertex t
   labelled by character c in graph g */
void setTarget(Graph g, int v, unsigned char c, int t);

/* returns the suffix link of vertex v in graph g */
int getSuffixLink(Graph g, int v);

/* set the suffix link of vertex v
   to vertex s in graph g */
void setSuffixLink(Graph g, int v, int s);

/* returns the length of vertex v in graph g */
int getLength(Graph g, int v);

/* set the length of vertex v to integer ell in graph g */
void setLength(Graph g, int v, int ell);

/* returns the position of vertex v in graph g */
int getPosition(Graph g, int v);
```



```
/* set the length of vertex v to integer ell in graph g */
void setPosition(Graph g, int v, int p);

/* returns the shift of the edge from vertex v
   labelled by character c in graph g */
int getShift(Graph g, int v, unsigned char c);

/* set the shift of the edge from vertex v
   labelled by character c to integer s in graph g */
void setShift(Graph g, int v, unsigned char c, int s);

/* copies all the characteristics of vertex source
   to vertex target in graph g */
void copyVertex(Graph g, int target, int source);
```

A possible implementation is given in appendix A.

2 Brute force algorithm

2.1 Main features

- no preprocessing phase;
- constant extra space needed;
- always shifts the window by exactly 1 position to the right;
- comparisons can be done in any order;
- searching phase in $O(m \times n)$ time complexity;
- $2n$ expected text character comparisons.

2.2 Description

The brute force algorithm consists in checking, at all positions in the text between 0 and $n - m$, whether an occurrence of the pattern starts there or not. Then, after each attempt, it shifts the pattern by exactly one position to the right.

The brute force algorithm requires no preprocessing phase, and a constant extra space in addition to the pattern and the text. During the searching phase the text character comparisons can be done in any order. The time complexity of this searching phase is $O(m \times n)$ (when searching for $\mathbf{a}^{m-1}\mathbf{b}$ in \mathbf{a}^n for instance). The expected number of text character comparisons is $2n$.

2.3 The C code

```
void BF(char *x, int m, char *y, int n) {
    int i, j;

    /* Searching */
    for (j = 0; j <= n - m; ++j) {
        for (i = 0; i < m && x[i] == y[i + j]; ++i);
        if (i >= m)
            OUTPUT(j);
    }
}
```

This algorithm can be rewriting to give a more efficient algorithm in practice as follows:

```
#define EOS '\0'

void BF(char *x, int m, char *y, int n) {
    char *yb;

    /* Searching */
    for (yb = y; *y != EOS; ++y)
        if (memcmp(x, y, m) == 0)
            OUTPUT(y - yb);
}
```

However code optimization is beyond the scope of this book.

2.4 The example

Searching phase

First attempt:

<i>y</i>	G	C	A	T	C	G	C	A	G	A	G	A	G	T	A	T	A	C	A	G	T	A	C	G
	1	2	3	4																				
<i>x</i>	G	C	A	G	A	G	A	G																

Shift by 1

Second attempt:

y G C A T C G C A G A G A G T A T A C A G T A C G
 1
 x G C A G A G A G

Shift by 1

Third attempt:

y G C A T C G C A G A G A G T A T A C A G T A C G
 1
 x G C A G A G A G

Shift by 1

Fourth attempt:

y G C A T C G C A G A G A G T A T A C A G T A C G
 1
 x G C A G A G A G

Shift by 1

Fifth attempt:

y G C A T C G C A G A G A G T A T A C A G T A C G
 1
 x G C A G A G A G

Shift by 1

Sixth attempt:

y G C A T C G C A G A G A G T A T A C A G T A C G
 1 2 3 4 5 6 7 8
 x G C A G A G A G

Shift by 1

Seventh attempt:

y G C A T C G C A G A G A G T A T A C A G T A C G
 1
 x G C A G A G A G

Shift by 1

Fourteenth attempt:

y G C A T C G C A G A G A G T A T A C A G T A C G
1
 x G C A G A G A G

Shift by 1

Fifteenth attempt:

y G C A T C G C A G A G A G T A T A C A G T A C G
1
 x G C A G A G A G

Shift by 1

Sixteenth attempt:

y G C A T C G C A G A G A G T A T A C A G T A C G
1
 x G C A G A G A G

Shift by 1

Seventeenth attempt:

y G C A T C G C A G A G A G T A T A C A G T A C G
1
 x G C A G A G A G

Shift by 1

The brute force algorithm performs 30 text character comparisons on the example.

3 Search with an automaton

3.1 Main features

- builds the minimal Deterministic Finite Automaton recognizing the language Σ^*x ;
- extra space in $O(m \times \sigma)$ if the automaton is stored in a direct access table;
- preprocessing phase in $O(m \times \sigma)$ time complexity;
- searching phase in $O(n)$ time complexity if the automaton is stored in a direct access table, $O(n \times \log \sigma)$ otherwise.

3.2 Description

Searching a word x with an automaton consists first in building the minimal Deterministic Finite Automaton (DFA) $\mathcal{A}(x)$ recognizing the language Σ^*x .

The DFA $\mathcal{A}(x) = (Q, q_0, T, E)$ recognizing the language Σ^*x is defined as follows:

- Q is the set of all the prefixes of x :
 $Q = \{\varepsilon, x[0], x[0..1], \dots, x[0..m-2], x\}$,
- $q_0 = \varepsilon$,
- $T = \{x\}$,
- for $q \in Q$ (q is a prefix of x) and $a \in \Sigma$, $(q, a, qa) \in E$ if and only if qa is also a prefix of x , otherwise $(q, a, p) \in E$ such that p is the longest suffix of qa which is a prefix of x .

The DFA $\mathcal{A}(x)$ can be constructed in $O(m + \sigma)$ time and $O(m \times \sigma)$ space.

Once the DFA $\mathcal{A}(x)$ is build, searching for a word x in a text y consists in parsing the text y with the DFA $\mathcal{A}(x)$ beginning with the initial state

q_0 . Each time the terminal state is encountered an occurrence of x is reported.

The searching phase can be performed in $O(n)$ time if the automaton is stored in a direct access table, in $O(n \times \log \sigma)$ otherwise.

3.3 The C code

```

void preAut(char *x, int m, Graph aut) {
    int i, state, target, oldTarget;

    for (state = getInitial(aut), i = 0; i < m; ++i) {
        oldTarget = getTarget(aut, state, x[i]);
        target = newVertex(aut);
        setTarget(aut, state, x[i], target);
        copyVertex(aut, target, oldTarget);
        state = target;
    }
    setTerminal(aut, state);
}

void AUT(char *x, int m, char *y, int n) {
    int j, state;
    Graph aut;

    /* Preprocessing */
    aut = newAutomaton(m + 1, (m + 1)*ASIZE);
    preAut(x, m, aut);

    /* Searching */
    for (state = getInitial(aut), j = 0; j < n; ++j) {
        state = getTarget(aut, state, y[j]);
        if (isTerminal(aut, state))
            OUTPUT(j - m + 1);
    }
}

```

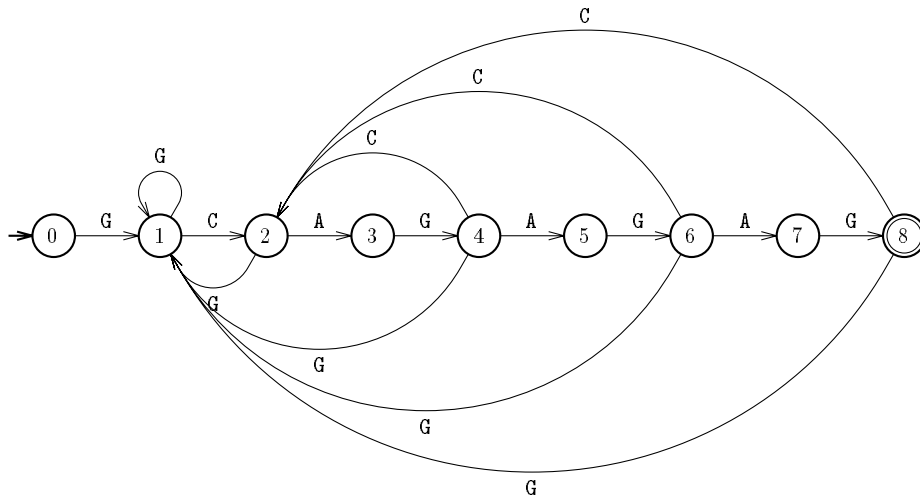
3.4 The example

$$\Sigma = \{A, C, G, T\}$$

$$Q = \{\varepsilon, G, GC, GCA, GCAG, GCAGA, GCAGAG, GCAGAGA, GCAGAGAG\}$$

$$q_0 = \varepsilon$$

$$T = \{GCAGAGAG\}$$



The states are labelled by the length of the prefix they are associated with. Missing transitions are leading to the initial state 0.

Searching phase

The initial state is 0.

y G C A T C G C A G A G A G T A T A C A G T A C G

1

y G **C** A T C G C A G A G A G T A T A C A G T A C G
2

y G C **A** T C G C A G A G A G T A T A C A G T A C G
3

y G C A **T** C G C A G A G A G T A T A C A G T A C G
0

y G C A T **C** G C A G A G A G T A T A C A G T A C G
0

y G C A T C **G** C A G A G A G T A T A C A G T A C G
1

y G C A T C G **C** A G A G A G T A T A C A G T A C G
2

y G C A T C G C **A** G A G A G T A T A C A G T A C G
3

y G C A T C G C A **G** A G A G T A T A C A G T A C G
4

y G C A T C G C A G **A** G A G T A T A C A G T A C G
5

y G C A T C G C A G A **G** A G T A T A C A G T A C G
6

y G C A T C G C A G A G **A** G T A T A C A G T A C G
7

y G C A T C G C A G A G **G** T A T A C A G T A C G
8

y G C A T C G C A G A G **T** A T A C A G T A C G
0

y G C A T C G C A G A G A G T **A** T A C A G T A C G
0

y G C A T C G C A G A G A G T A **T** A C A G T A C G
0

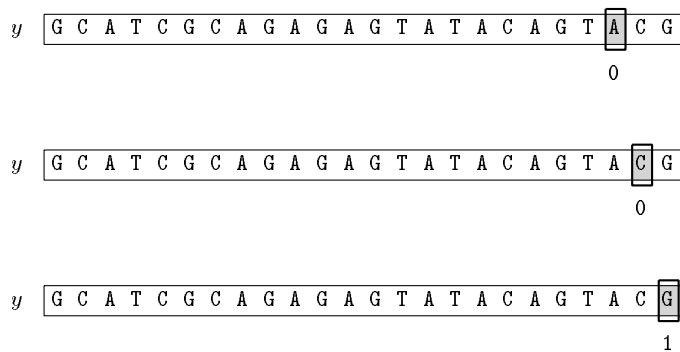
y G C A T C G C A G A G A G T A T **A** C A G T A C G
0

y G C A T C G C A G A G A G T A T A **C** A G T A C G
0

y G C A T C G C A G A G A G T A T A C **A** G T A C G
0

y G C A T C G C A G A G A G T A T A C A **G** T A C G
1

y G C A T C G C A G A G A G T A T A C A G **T** A C G
0



The search by automaton performs exactly 24 text character inspections on the example.

3.5 References

- CORMEN, T.H., LEISERSON, C.E., RIVEST, R.L., 1990, *Introduction to Algorithms*, Chapter 34, pp 853–885, MIT Press.
- CROCHEMORE, M., 1997, Off-line serial exact string searching, in *Pattern Matching Algorithms*, A. Apostolico and Z. Galil ed., Chapter 1, pp 1–53, Oxford University Press.
- CROCHEMORE, M., HANCART, C., 1997, Automata for Matching Patterns, in *Handbook of Formal Languages*, Volume 2, Linear Modeling: Background and Application, G. Rozenberg and A. Salomaa ed., Chapter 9, pp 399–462, Springer-Verlag, Berlin.
- GONNET, G.H., BAEZA-YATES, R.A., 1991, *Handbook of Algorithms and Data Structures in Pascal and C*, 2nd Edition, Chapter 7, pp. 251–288, Addison-Wesley Publishing Company.
- HANCART, C., 1993, *Analyse exacte et en moyenne d'algorithmes de recherche d'un motif dans un texte*, Thèse de doctorat de l'Université de Paris 7, France.

4 Karp-Rabin algorithm

4.1 Main features

- uses an hashing function;
- preprocessing phase in $O(m)$ time complexity and constant space;
- searching phase in $O(m \times n)$ time complexity;
- $O(m + n)$ expected running time.

4.2 Description

Hashing provides a simple method to avoid a quadratic number of character comparisons in most practical situations. Instead of checking at each position of the text if the pattern occurs, it seems to be more efficient to check only if the contents of the window “looks like” the pattern. In order to check the resemblance between these two words an hashing function is used. To be helpful for the string matching problem an hashing function *hash* should have the following properties:

- efficiently computable;
- highly discriminating for strings;
- $hash(y[j+1..j+m])$ must be easily computable from $hash(y[j..j+m-1])$ and $y[j+m]$:

$$hash(y[j+1..j+m]) = \begin{matrix} rehash(y[j], y[j+m]), \\ hash(y[j..j+m-1]) \end{matrix} .$$

For a word w of length m let $hash(w)$ be defined as follows:

$$hash(w[0..m-1]) = (w[0] \times 2^{m-1} + w[1] \times 2^{m-2} + \dots + w[m-1] \times 2^0) \bmod q$$

where q is a large number. Then,

$$rehash(a, b, h) = ((h - a \times 2^{m-1}) \times 2 + b) \bmod q .$$

The preprocessing phase of the Karp-Rabin algorithm consists in computing $hash(x)$. It can be done in constant space and $O(m)$ time.

During the searching phase, it is enough to compare $hash(x)$ with $hash(y[j..j+m-1])$ for $0 \leq j \leq n-m$. If an equality is found, it is still necessary to check the equality $x = y[j..j+m-1]$ character by character.

The time complexity of the searching phase of the Karp-Rabin algorithm is $O(m \times n)$ (when searching for a^m in a^n for instance). Its expected number of text character comparisons is $O(m+n)$.

4.3 The C code

In the following function `KR` all the multiplications by 2 are implemented by shifts. Furthermore, the computation of the modulus function is avoided by using the implicit modular arithmetic given by the hardware that forgets carries in integer operations. So, q is chosen as the maximum value for an integer.

```
#define REHASH(a, b, h) (((h) - (a)*d) << 1) + (b))

void KR(char *x, int m, char *y, int n) {
    int d, hx, hy, i, j;

    /* Preprocessing */
    /* computes d = 2^(m-1) with
       the left-shift operator */
    for (d = i = 1; i < m; ++i)
        d = (d<<1);

    for (hy = hx = i = 0; i < m; ++i) {
        hx = ((hx<<1) + x[i]);
        hy = ((hy<<1) + y[i]);
    }

    /* Searching */
    j = 0;
    while (j <= n-m) {
        if (hx == hy && memcmp(x, y + j, m) == 0)
            OUTPUT(j);
        ++j;
        hy = REHASH(y[j], y[j + m], hy);
    }
}
```


4.4 The example

$$\text{hash}(\text{GCAGAGAG}) = 17597$$

Searching phase

First attempt:

y G C A T C G C A G A G A G T A T A C A G T A C G

x G C A G A G A G

$$\text{hash}(y[0..7]) = 17819$$

Second attempt:

y G C A T C G C A G A G A G T A T A C A G T A C G

x G C A G A G A G

$$\text{hash}(y[1..8]) = 17533$$

Third attempt:

y G C A T C G C A G A G A G T A T A C A G T A C G

x G C A G A G A G

$$\text{hash}(y[2..9]) = 17979$$

Fourth attempt:

y G C A T C G C A G A G A G T A T A C A G T A C G

x G C A G A G A G

$$\text{hash}(y[3..10]) = 19389$$

Fifth attempt:

y G C A T C G C A G A G A G T A T A C A G T A C G

x G C A G A G A G

$$\text{hash}(y[4..11]) = 17339$$

Sixth attempt:

y G C A T C G C A G A G A G T A T A C A G T A C G

1 2 3 4 5 6 7 8

x G C A G A G A G

$hash(y[5..12]) = 17597 = hash(x)$ thus 8 character comparisons are necessary to be sure that an occurrence of the pattern has been found.

Seventh attempt:

y G C A T C G C A G A G A G T A T A C A G T A C G
 x G C A G A G A G
 $hash(y[6..13]) = 17102$

Eighth attempt:

y G C A T C G C A G A G A G T A T A C A G T A C G
 x G C A G A G A G
 $hash(y[7..14]) = 17117$

Ninth attempt:

y G C A T C G C A G A G A G T A T A C A G T A C G
 x G C A G A G A G
 $hash(y[8..15]) = 17678$

Tenth attempt:

y G C A T C G C A G A G A G T A T A C A G T A C G
 x G C A G A G A G
 $hash(y[9..16]) = 17245$

Eleventh attempt:

y G C A T C G C A G A G A G T A T A C A G T A C G
 x G C A G A G A G
 $hash(y[10..17]) = 17917$

Twelfth attempt:

y G C A T C G C A G A G A G T A T A C A G T A C G
 x G C A G A G A G
 $hash(y[11..18]) = 17723$

Thirteenth attempt:

y G C A T C G C A G A G A G T A T A C A G T A C G
 x G C A G A G A G
 $hash(y[12..19]) = 18877$

Fourteenth attempt:

y G C A T C G C A G A G A G T A T A C A G T A C G
 x G C A G A G A G
 $hash(y[13..20]) = 19662$

Fifteenth attempt:

y G C A T C G C A G A G A G T A T A C A G T A C G
 x G C A G A G A G
 $hash(y[14..21]) = 17885$

Sixteenth attempt:

y G C A T C G C A G A G A G T A T A C A G T A C G
 x G C A G A G A G
 $hash(y[15..22]) = 19197$

Seventeenth attempt:

y G C A T C G C A G A G A G T A T A C A G T A C G
 x G C A G A G A G
 $hash(y[16..23]) = 16961$

The Karp-Rabin algorithm performs 17 comparisons on hashing values and 8 character comparisons on the example.

4.5 References

- AHO, A.V., 1990, Algorithms for Finding Patterns in Strings, in *Handbook of Theoretical Computer Science, Volume A, Algorithms and complexity*, J. van Leeuwen ed., Chapter 5, pp 255–300, Elsevier, Amsterdam.
- CORMEN, T.H., LEISERSON, C.E., RIVEST, R.L., 1990, *Introduction to Algorithms*, Chapter 34, pp 853–885, MIT Press.

- CROCHEMORE, M., HANCART, C., 1999, Pattern Matching in Strings, in *Algorithms and Theory of Computation Handbook*, M.J. Atallah ed., Chapter 11, pp 11-1–11-28, CRC Press Inc., Boca Raton, FL.
- GONNET, G.H., BAEZA-YATES, R.A., 1991, *Handbook of Algorithms and Data Structures in Pascal and C*, 2nd Edition, Chapter 7, pp. 251–288, Addison-Wesley Publishing Company.
- HANCART, C., 1993, *Analyse exacte et en moyenne d'algorithmes de recherche d'un motif dans un texte*, Thèse de doctorat de l'Université de Paris 7, France.
- CROCHEMORE, M., LECROQ, T., 1996, Pattern matching and text compression algorithms, in *CRC Computer Science and Engineering Handbook*, A.B. Tucker Jr ed., Chapter 8, pp 162–202, CRC Press Inc., Boca Raton, FL.
- KARP, R.M., RABIN, M.O., 1987, Efficient randomized pattern-matching algorithms, *IBM Journal on Research Development* **31**(2): 249–260.
- SEDGEWICK, R., 1988, *Algorithms*, Chapter 19, pp. 277–292, Addison-Wesley Publishing Company.
- SEDGEWICK, R., 1992, *Algorithms in C*, Chapter 19, Addison-Wesley Publishing Company.
- STEPHEN, G.A., 1994, *String Searching Algorithms*, World Scientific.

5 Shift Or algorithm

5.1 Main features

- uses bitwise techniques;
- efficient if the pattern length is no longer than the memory-word size of the machine;
- preprocessing phase in $O(m + \sigma)$ time and space complexity;
- searching phase in $O(n)$ time complexity (independent from the alphabet size and the pattern length);
- adapts easily to approximate string-matching.

5.2 Description

The Shift Or algorithm uses bitwise techniques. Let R be a bit array of size m . Vector R_j is the value of the array R after text character $y[j]$ has been processed (see figure 5.1). It contains informations about all matches of prefixes of x that end at position j in the text. For $0 \leq i \leq m - 1$:

$$R_j[i] = \begin{cases} 0 & \text{if } x[0..i] = y[j-i..j] \text{ ,} \\ 1 & \text{otherwise .} \end{cases}$$

The vector R_{j+1} can be computed after R_j as follows. For each $R_j[i] = 0$:

$$R_{j+1}[i+1] = \begin{cases} 0 & \text{if } x[i+1] = y[j+1] \text{ ,} \\ 1 & \text{otherwise ,} \end{cases}$$

and

$$R_{j+1}[0] = \begin{cases} 0 & \text{if } x[0] = y[j+1] \text{ ,} \\ 1 & \text{otherwise .} \end{cases}$$

If $R_{j+1}[m-1] = 0$ then a complete match can be reported.

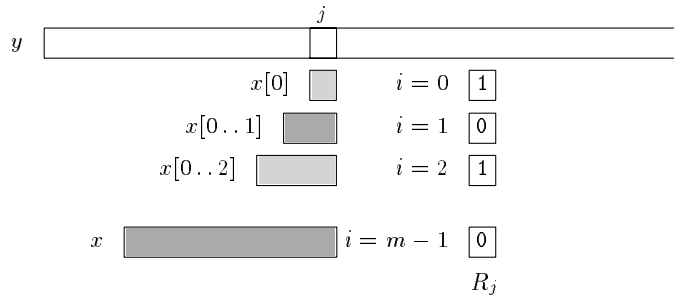


Figure 5.1 Meaning of vector R_j in the Shift-Or algorithm.

The transition from R_j to R_{j+1} can be computed very fast as follows. For each $c \in \Sigma$, let S_c be a bit array of size m such that:

for $0 \leq i \leq m - 1$, $S_c[i] = 0$ if and only if $x[i] = c$.

The array S_c denotes the positions of the character c in the pattern x . Each S_c can be preprocessed before the search. And the computation of R_{j+1} reduces to two operations, shift and or:

$$R_{j+1} = \text{Shift}(R_j) \text{ Or } S_{y[j+1]} .$$

Assuming that the pattern length is no longer than the memory-word size of the machine, the space and time complexity of the preprocessing phase is $O(m + \sigma)$. The time complexity of the searching phase is $O(n)$, thus independent from the alphabet size and the pattern length. The Shift Or algorithm adapts easily to approximate string-matching.

5.3 The C code

```
int preSo(char *x, int m, unsigned int S[]) {
    unsigned int j, lim;
    int i;

    for (i = 0; i < ASIZE; ++i)
        S[i] = ~0;
    for (lim = i = 0, j = 1; i < m; ++i, j <= 1) {
        S[x[i]] &= ~j;
        lim |= j;
    }
    lim = ~(lim >> 1);
    return(lim);
}
```

```

void SO(char *x, int m, char *y, int n) {
    unsigned int lim, state;
    unsigned int S[ASIZE];
    int j;

    if (m > WORD)
        error("SO: Use pattern size <= word size");

    /* Preprocessing */
    lim = preSo(x, m, S);

    /* Searching */
    for (state = ~0, j = 0; j < n; ++j) {
        state = (state<<1) | S[y[j]];
        if (state < lim)
            OUTPUT(j - m + 1);
    }
}

```

5.4 The example

	S_A	S_C	S_G	S_T
G	1	1	0	1
C	1	0	1	1
A	0	1	1	1
G	1	1	0	1
A	0	1	1	1
G	1	1	0	1
A	0	1	1	1
G	1	1	0	1

		0	1	2	3	4	5	6	7	8	9	10	11	12	13	14	15	16	17	18	19	20	21	22	23
		G	C	A	T	C	G	C	A	G	A	G	A	G	T	A	T	A	C	A	G	T	A	C	G
0	G	0	1	1	1	1	0	1	1	0	1	0	1	0	1	1	1	1	1	1	0	1	1	1	0
1	C	1	0	1	1	0	1	0	1	1	1	1	1	1	1	1	1	1	1	1	1	1	1	1	1
2	A	1	1	0	1	1	1	1	0	1	1	1	1	1	1	1	1	1	1	1	1	1	1	1	1
3	G	1	1	1	1	1	1	1	0	1	1	1	1	1	1	1	1	1	1	1	1	1	1	1	1
4	A	1	1	1	1	1	1	1	1	0	1	1	1	1	1	1	1	1	1	1	1	1	1	1	1
5	G	1	1	1	1	1	1	1	1	1	0	1	1	1	1	1	1	1	1	1	1	1	1	1	1
6	A	1	1	1	1	1	1	1	1	1	1	0	1	1	1	1	1	1	1	1	1	1	1	1	1
7	G	1	1	1	1	1	1	1	1	1	1	1	0	1	1	1	1	1	1	1	1	1	1	1	1

As $R_{12}[7] = 0$ it means that an occurrence of x has been found at position $12 - 8 + 1 = 5$.

5.5 References

- BAEZA-YATES, R.A., GONNET, G.H., 1992, A new approach to text searching, *Communications of the ACM*. **35**(10):74–82.
- BAEZA-YATES, R.A., NAVARRO G., RIBEIRO-NETO B., 1999, Indexing and Searching, in *Modern Information Retrieval*, Chapter 8, pp 191–228, Addison-Wesley.
- CROCHEMORE, M., LECROQ, T., 1996, Pattern matching and text compression algorithms, in *CRC Computer Science and Engineering Handbook*, A.B. Tucker Jr ed., Chapter 8, pp 162–202, CRC Press Inc., Boca Raton, FL.
- GONNET, G.H., BAEZA-YATES, R.A., 1991, *Handbook of Algorithms and Data Structures in Pascal and C*, 2nd Edition, Chapter 7, pp. 251–288, Addison-Wesley Publishing Company.
- WU, S., MANBER, U., 1992, Fast text searching allowing errors, *Communications of the ACM*. **35**(10):83–91.

6 Morris-Pratt algorithm

6.1 Main Features

- performs the comparisons from left to right;
- preprocessing phase in $O(m)$ space and time complexity;
- searching phase in $O(m+n)$ time complexity (independent from the alphabet size);
- performs at most $2n - 1$ text character comparisons during the searching phase;
- delay bounded by m .

6.2 Description

The design of the Morris-Pratt algorithm follows a tight analysis of the brute force algorithm (see chapter 2), and especially on the way this latter wastes the information gathered during the scan of the text.

Let us look more closely at the brute force algorithm. It is possible to improve the length of the shifts and simultaneously remember some portions of the text that match the pattern. This saves comparisons between characters of the pattern and characters of the text and consequently increases the speed of the search.

Consider an attempt at a left position j on y , that is when the window is positioned on the text factor $y[j..j+m-1]$. Assume that the first mismatch occurs between $x[i]$ and $y[i+j]$ with $0 < i < m$. Then, $x[0..i-1] = y[j..i+j-1] = u$ and $a = x[i] \neq y[i+j] = b$. When shifting, it is reasonable to expect that a prefix v of the pattern matches some suffix of the portion u of the text. The longest such prefix v is called the border of u (it occurs at both ends of u). This introduces the notation: let $mpNext[i]$ be the length of the longest border of $x[0..i-1]$ for $0 < i \leq m$. Then, after a shift, the comparisons can resume between characters $c = x[mpNext[i]]$ and $y[i+j] = b$ without missing any occurrence of x

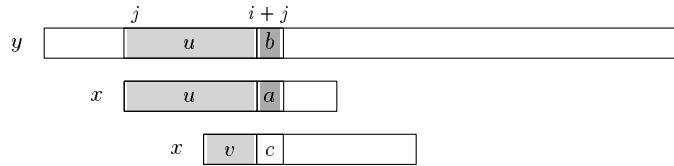


Figure 6.1 Shift in the Morris-Pratt algorithm: v is the border of u .

in y , and avoiding a backtrack on the text (see figure 6.1). The value of $mpNext[0]$ is set to -1 . The table $mpNext$ can be computed in $O(m)$ space and time before the searching phase, applying the same searching algorithm to the pattern itself, as if $x = y$.

Then the searching phase can be done in $O(m + n)$ time. The Morris-Pratt algorithm performs at most $2n - 1$ text character comparisons during the searching phase. The delay (maximum number of comparisons for a single text character) is bounded by m .

6.3 The C code

```
void preMp(char *x, int m, int mpNext[]) {
    int i, j;

    i = 0;
    j = mpNext[0] = -1;
    while (i < m) {
        while (j > -1 && x[i] != x[j])
            j = mpNext[j];
        mpNext[++i] = ++j;
    }
}

void MP(char *x, int m, char *y, int n) {
    int i, j, mpNext[XSIZE];

    /* Preprocessing */
    preMp(x, m, mpNext);

    /* Searching */
    i = j = 0;
    while (j < n) {
        while (i > -1 && x[i] != y[j])
            i = mpNext[i];
        i++;
    }
}
```

```

    j++;
    if (i >= m) {
        OUTPUT(j - i);
        i = mpNext[i];
    }
}
}
}

```

6.4 The example

i	0	1	2	3	4	5	6	7	8
$x[i]$	G	C	A	G	A	G	A	G	
$mpNext[i]$	-1	0	0	0	1	0	1	0	1

Searching phase

First attempt:

y G C A T C G C A G A G A G T A T A C A G T A C G
 1 2 3 4
 x G C A G A G A G

Shift by 3 ($i - mpNext[i] = 3 - 0$)

Second attempt:

y G C A T C G C A G A G A G T A T A C A G T A C G
 1
 x G C A G A G A G

Shift by 1 ($i - mpNext[i] = 0 - -1$)

Third attempt:

y G C A T C G C A G A G A G T A T A C A G T A C G
 1
 x G C A G A G A G

Shift by 1 ($i - mpNext[i] = 0 - -1$)

Fourth attempt:

y G C A T C G C A G A G A G T A T A C A G T A C G
 1 2 3 4 5 6 7 8
 x G C A G A G A G

Shift by 7 ($i - mpNext[i] = 8 - 1$)

Fifth attempt:

y G C A T C G C A G A G A G T A T A C A G T A C G
1
 x G C A G A G A G

Shift by 1 ($i - mpNext[i] = 1 - 0$)

Sixth attempt:

y G C A T C G C A G A G A G T A T A C A G T A C G
1
 x G C A G A G A G

Shift by 1 ($i - mpNext[i] = 0 - -1$)

Seventh attempt:

y G C A T C G C A G A G A G T A T A C A G T A C G
1
 x G C A G A G A G

Shift by 1 ($i - mpNext[i] = 0 - -1$)

Eighth attempt:

y G C A T C G C A G A G A G T A T A C A G T A C G
1
 x G C A G A G A G

Shift by 1 ($i - mpNext[i] = 0 - -1$)

Ninth attempt:

y G C A T C G C A G A G A G T A T A C A G T A C G
1
 x G C A G A G A G

Shift by 1 ($i - mpNext[i] = 0 - -1$)

The Morris-Pratt algorithm performs 19 text character comparisons on the example.

6.5 References

- AHO, A.V., HOPCROFT, J.E., ULLMAN, J.D., 1974, *The design and analysis of computer algorithms*, 2nd Edition, Chapter 9, pp. 317–361, Addison-Wesley Publishing Company.

- BEAUQUIER, D., BERSTEL, J., CHRÉTIENNE, P., 1992, *Éléments d'algorithmique*, Chapter 10, pp 337–377, Masson, Paris.
- CROCHEMORE, M., 1997, Off-line serial exact string searching, in *Pattern Matching Algorithms*, A. Apostolico and Z. Galil ed., Chapter 1, pp 1–53, Oxford University Press.
- HANCART, C., 1992, Une analyse en moyenne de l'algorithme de Morris et Pratt et de ses raffinements, in *Théorie des Automates et Applications, Actes des 2^e Journées Franco-Belges*, D. Krob ed., Rouen, France, pp 99–110, PUR 176, Rouen, France.
- HANCART, C., 1993, *Analyse exacte et en moyenne d'algorithmes de recherche d'un motif dans un texte*, Thèse de doctorat de l'Université de Paris 7, France.
- MORRIS, JR, J.H., PRATT, V.R., 1970, *A linear pattern-matching algorithm*, Technical Report 40, University of California, Berkeley.

7 Knuth-Morris-Pratt algorithm

7.1 Main Features

- performs the comparisons from left to right;
- preprocessing phase in $O(m)$ space and time complexity;
- searching phase in $O(m+n)$ time complexity (independent from the alphabet size);
- performs at most $2n - 1$ text character comparisons during the searching phase;
- delay bounded by $\log_{\Phi}(m)$ where Φ is the golden ratio: $\Phi = \frac{1+\sqrt{5}}{2}$.

7.2 Description

The design of the Knuth-Morris-Pratt algorithm follows a tight analysis of the Morris-Pratt algorithm (see chapter 6). Let us look more closely at the Morris-Pratt algorithm. It is possible to improve the length of the shifts.

Consider an attempt at a left position j , that is when the the window is positioned on the text factor $y[j..j+m-1]$. Assume that the first mismatch occurs between $x[i]$ and $y[i+j]$ with $0 < i < m$. Then, $x[0..i-1] = y[j..i+j-1] = u$ and $a = x[i] \neq y[i+j] = b$. When shifting, it is reasonable to expect that a prefix v of the pattern matches some suffix of the portion u of the text. Moreover, if we want to avoid another immediate mismatch, the character following the prefix v in the pattern must be different from a . The longest such prefix v is called the tagged border of u (it occurs at both ends of u followed by different characters in x). This introduces the notation: let $kmpNext[i]$ be the length of the longest border of $x[0..i-1]$ followed by a character c different from $x[i]$ and -1 if no such tagged border exists, for $0 < i \leq m$. Then, after a shift, the comparisons can resume between characters $x[kmpNext[i]]$ and $y[i+j]$ without missing any occurrence of x in y , and avoiding a

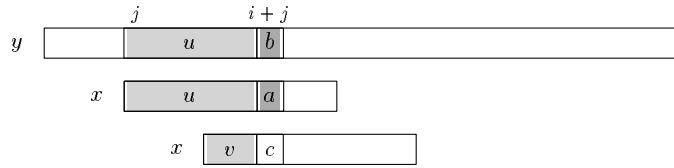


Figure 7.1 Shift in the Knuth-Morris-Pratt algorithm: v is a border of u and $a \neq c$.

backtrack on the text (see figure 7.1). The value of $kmpNext[0]$ is set to -1 . The table $kmpNext$ can be computed in $O(m)$ space and time before the searching phase, applying the same searching algorithm to the pattern itself, as if $x = y$.

The searching phase can be performed in $O(m+n)$ time. The Knuth-Morris-Pratt algorithm performs at most $2n - 1$ text character comparisons during the searching phase. The delay (maximum number of comparisons for a single text character) is bounded by $\log_{\Phi}(m)$ where Φ is the golden ratio ($\Phi = \frac{1+\sqrt{5}}{2}$).

7.3 The C code

```
void preKmp(char *x, int m, int kmpNext[]) {
    int i, j;

    i = 0;
    j = kmpNext[0] = -1;
    while (i < m) {
        while (j > -1 && x[i] != x[j])
            j = kmpNext[j];
        i++;
        j++;
        if (x[i] == x[j])
            kmpNext[i] = kmpNext[j];
        else
            kmpNext[i] = j;
    }
}

void KMP(char *x, int m, char *y, int n) {
    int i, j, kmpNext[XSIZE];

    /* Preprocessing */
    preKmp(x, m, kmpNext);
```



```

/* Searching */
i = j = 0;
while (j < n) {
  while (i > -1 && x[i] != y[j])
    i = kmpNext[i];
  i++;
  j++;
  if (i >= m) {
    OUTPUT(j - i);
    i = kmpNext[i];
  }
}
}

```

7.4 The example

i	0	1	2	3	4	5	6	7	8
$x[i]$	G	C	A	G	A	G	A	G	
$kmpNext[i]$	-1	0	0	-1	1	-1	1	-1	1

Searching phase

First attempt:

y G C A T C G C A G A G A G T A T A C A G T A C G
 1 2 3 4
 x G C A G A G A G

Shift by 4 ($i - kmpNext[i] = 3 - -1$)

Second attempt:

y G C A T C G C A G A G A G T A T A C A G T A C G
 1
 x G C A G A G A G

Shift by 1 ($i - kmpNext[i] = 0 - -1$)

Third attempt:

y G C A T C G C A G A G A G T A T A C A G T A C G
 1 2 3 4 5 6 7 8
 x G C A G A G A G

Shift by 7 ($i - kmpNext[i] = 8 - 1$)

- and complexity, J. van Leeuwen ed., Chapter 5, pp 255–300, Elsevier, Amsterdam.
- AOE, J.-I., 1994, *Computer algorithms: string pattern matching strategies*, IEEE Computer Society Press.
 - BAASE, S., VAN GELDER, A., 1999, *Computer Algorithms: Introduction to Design and Analysis*, 3rd Edition, Chapter 11, Addison-Wesley Publishing Company.
 - BAEZA-YATES, R.A., NAVARRO G., RIBEIRO-NETO B., 1999, Indexing and Searching, in *Modern Information Retrieval*, Chapter 8, pp 191–228, Addison-Wesley.
 - BEAUQUIER, D., BERSTEL, J., CHRÉTIENNE, P., 1992, *Éléments d’algorithmique*, Chapter 10, pp 337–377, Masson, Paris.
 - CORMEN, T.H., LEISERSON, C.E., RIVEST, R.L., 1990, *Introduction to Algorithms*, Chapter 34, pp 853–885, MIT Press.
 - CROCHEMORE, M., 1997, Off-line serial exact string searching, in *Pattern Matching Algorithms*, A. Apostolico and Z. Galil ed., Chapter 1, pp 1–53, Oxford University Press.
 - CROCHEMORE, M., HANCART, C., 1999, Pattern Matching in Strings, in *Algorithms and Theory of Computation Handbook*, M.J. Atallah ed., Chapter 11, pp 11-1–11-28, CRC Press Inc., Boca Raton, FL.
 - CROCHEMORE, M., LECROQ, T., 1996, Pattern matching and text compression algorithms, in *CRC Computer Science and Engineering Handbook*, A.B. Tucker Jr ed., Chapter 8, pp 162–202, CRC Press Inc., Boca Raton, FL.
 - CROCHEMORE, M., RYTTER, W., 1994, *Text Algorithms*, Oxford University Press.
 - GONNET, G.H., BAEZA-YATES, R.A., 1991, *Handbook of Algorithms and Data Structures in Pascal and C*, 2nd Edition, Chapter 7, pp. 251–288, Addison-Wesley Publishing Company.
 - GOODRICH, M.T., TAMASSIA, R., 1998, *Data Structures and Algorithms in JAVA*, Chapter 11, pp 441–467, John Wiley & Sons.
 - GUSFIELD, D., 1997, *Algorithms on strings, trees, and sequences: Computer Science and Computational Biology*, Cambridge University Press.
 - HANCART, C., 1992, Une analyse en moyenne de l’algorithme de Morris et Pratt et de ses raffinements, in *Théorie des Automates et Applications, Actes des 2^e Journées Franco-Belges*, D. Krob ed., Rouen, France, pp 99–110, PUR 176, Rouen, France.
 - HANCART, C., 1993, *Analyse exacte et en moyenne d’algorithmes de recherche d’un motif dans un texte*, Thèse de doctorat de l’Université de Paris 7, France.

- KNUTH, D.E., MORRIS, JR, J.H., PRATT, V.R., 1977, Fast pattern matching in strings, *SIAM Journal on Computing* **6**(1):323–350.
- SEDGEWICK, R., 1988, *Algorithms*, Chapter 19, pp. 277–292, Addison-Wesley Publishing Company.
- SEDGEWICK, R., 1992, *Algorithms in C*, Chapter 19, Addison-Wesley Publishing Company.
- SEDGEWICK, R., FLAJOLET, P., 1996, *An Introduction to the Analysis of Algorithms*, Chapter 7, Addison-Wesley Publishing Company.
- STEPHEN, G.A., 1994, *String Searching Algorithms*, World Scientific.
- WATSON, B.W., 1995, *Taxonomies and Toolkits of Regular Language Algorithms*, PhD Thesis, Eindhoven University of Technology, The Netherlands.
- WIRTH, N., 1986, *Algorithms & Data Structures*, Chapter 1, pp. 17–72, Prentice-Hall.

8 Simon algorithm

8.1 Main features

- economical implementation of $\mathcal{A}(x)$ the minimal Deterministic Finite Automaton recognizing Σ^*x ;
- preprocessing phase in $O(m)$ time and space complexity;
- searching phase in $O(m+n)$ time complexity (independent from the alphabet size);
- at most $2n - 1$ text character comparisons during the searching phase;
- delay bounded by $\min\{1 + \log_2 m, \sigma\}$.

8.2 Description

The main drawback of the search with the minimal DFA $\mathcal{A}(x)$ (see chapter 3) is the size of the automaton: $O(m \times \sigma)$. Simon noticed that there are only a few significant edges in $\mathcal{A}(x)$; they are:

- the forward edges going from the prefix of x of length k to the prefix of length $k + 1$ for $0 \leq k < m$. There are exactly m such edges;
- the backward edges going from the prefix of x of length k to a smaller non-zero length prefix. The number of such edges is bounded by m .

The other edges are leading to the initial state and can then be deduced. Thus the number of significant edges is bounded by $2m$. Then for each state of the automaton it is only necessary to store the list of its significant outgoing edges.

Each state is represented by the length of its associated prefix minus 1 in order that each edge leading to state i , with $-1 \leq i \leq m - 1$ is labelled by $x[i]$ thus it is not necessary to store the labels of the edges. The forward edges can be easily deduced from the pattern, thus they are not stored. It only remains to store the significant backward edges.

We use a table L , of size $m - 2$, of linked lists. The element $L[i]$ gives the list of the targets of the edges starting from state i . In order to avoid to store the list for the state $m - 1$, during the computation of this table L , the integer ℓ is computed such that $\ell + 1$ is the length of the longest border of x .

The preprocessing phase of the Simon algorithm consists in computing the table L and the integer ℓ . It can be done in $O(m)$ space and time complexity.

The searching phase is analogous to the one of the search with an automaton. When an occurrence of the pattern is found, the current state is updated with the state ℓ . This phase can be performed in $O(m + n)$ time. The Simon algorithm performs at most $2n - 1$ text character comparisons during the searching phase. The delay (maximal number of comparisons for a single text character) is bounded by $\min\{1 + \log_2 m, \sigma\}$.

8.3 The C code

The description of a linked list `List` can be found section 1.5.

```
int getTransition(char *x, int m, int p, List L[],
                char c) {
    List cell;

    if (p < m - 1 && x[p + 1] == c)
        return(p + 1);
    else if (p > -1) {
        cell = L[p];
        while (cell != NULL)
            if (x[cell->element] == c)
                return(cell->element);
            else
                cell = cell->next;
        return(-1);
    }
    else
        return(-1);
}

void setTransition(int p, int q, List L[]) {
    List cell;

    cell = (List)malloc(sizeof(struct _cell));
    if (cell == NULL)
        error("SIMON/setTransition");
}
```

```

    cell->element = q;
    cell->next = L[p];
    L[p] = cell;
}

int preSimon(char *x, int m, List L[]) {
    int i, k, ell;
    List cell;

    memset(L, NULL, (m - 2)*sizeof(List));
    ell = -1;
    for (i = 1; i < m; ++i) {
        k = ell;
        cell = (ell == -1 ? NULL : L[k]);
        ell = -1;
        if (x[i] == x[k + 1])
            ell = k + 1;
        else
            setTransition(i - 1, k + 1, L);
        while (cell != NULL) {
            k = cell->element;
            if (x[i] == x[k])
                ell = k;
            else
                setTransition(i - 1, k, L);
            cell = cell->next;
        }
    }
    return(ell);
}

void SIMON(char *x, int m, char *y, int n) {
    int j, ell, state;
    List L[XSIZE];

    /* Preprocessing */
    ell = preSimon(x, m, L);

    /* Searching */
    for (state = -1, j = 0; j < n; ++j) {
        state = getTransition(x, m, state, L, y[j]);
        if (state >= m - 1) {
            OUTPUT(j - m + 1);
        }
    }
}

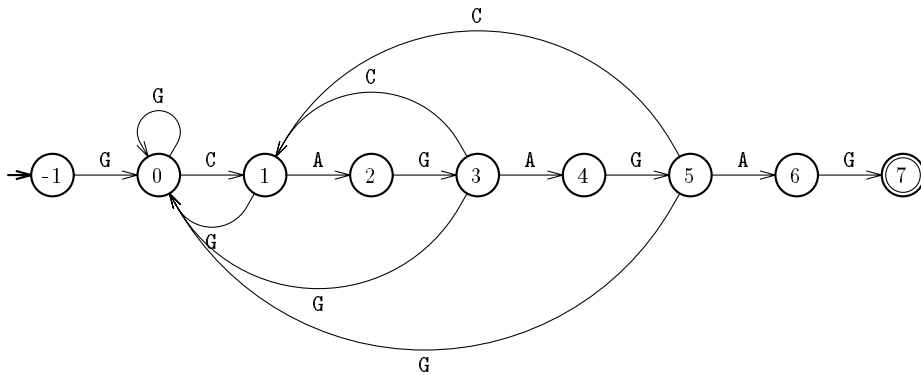
```

```

        state = ell;
    }
}
}

```

8.4 The example

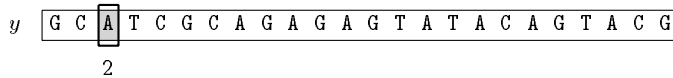
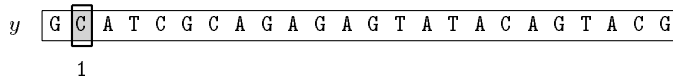
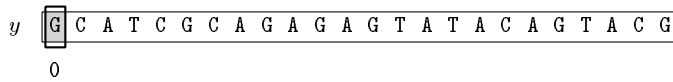


The states are labelled by the length of the prefix they are associated with minus 1.

i	0	1	2	3	4	5	6
$L[i]$	(0)	(0)	\emptyset	(0, 1)	\emptyset	(0, 1)	\emptyset

Searching phase

The initial state is -1 .



y G C A T C G C A G A G A G T A T A C A G T A C G
-1

y G C A T C G C A G A G A G T A T A C A G T A C G
-1

y G C A T C G C A G A G A G T A T A C A G T A C G
0

y G C A T C G C A G A G A G T A T A C A G T A C G
1

y G C A T C G C A G A G A G T A T A C A G T A C G
2

y G C A T C G C A G A G A G T A T A C A G T A C G
3

y G C A T C G C A G A G A G T A T A C A G T A C G
4

y G C A T C G C A G A G A G T A T A C A G T A C G
5

y G C A T C G C A G A G A G T A T A C A G T A C G
6

y G C A T C G C A G A G A G T A T A C A G T A C G
7

y G C A T C G C A G A G A G T A T A C A G T A C G
 -1

y G C A T C G C A G A G A G T A T A C A G T A C G
 -1

y G C A T C G C A G A G A G T A T A C A G T A C G
 -1

y G C A T C G C A G A G A G T A T A C A G T A C G
 -1

y G C A T C G C A G A G A G T A T A C A G T A C G
 -1

y G C A T C G C A G A G A G T A T A C A G T A C G
 -1

y G C A T C G C A G A G A G T A T A C A G T A C G
 0

y G C A T C G C A G A G A G T A T A C A G T A C G
 -1

y G C A T C G C A G A G A G T A T A C A G T A C G
 -1

y G C A T C G C A G A G A G T A T A C A G T A C G
 -1

y G C A T C G C A G A G A G T A T A C A G T A C G
0

The Simon algorithm performs 24 text character comparisons on the example.

8.5 References

- BEAUQUIER, D., BERSTEL, J., CHRÉTIENNE, P., 1992, *Éléments d'algorithmique*, Chapter 10, pp 337–377, Masson, Paris.
- CROCHEMORE, M., 1997, Off-line serial exact string searching, in *Pattern Matching Algorithms*, A. Apostolico and Z. Galil ed., Chapter 1, pp 1–53, Oxford University Press.
- CROCHEMORE, M., HANCART, C., 1997, Automata for Matching Patterns, in *Handbook of Formal Languages*, Volume 2, Linear Modeling: Background and Application, G. Rozenberg and A. Salomaa ed., Chapter 9, pp 399–462, Springer-Verlag, Berlin.
- CROCHEMORE, M., RYTTER, W., 1994, *Text Algorithms*, Oxford University Press.
- HANCART, C., 1992, Une analyse en moyenne de l'algorithme de Morris et Pratt et de ses raffinements, in *Théorie des Automates et Applications, Actes des 2^e Journées Franco-Belges*, D. Krob ed., Rouen, France, pp 99–110, PUR 176, Rouen, France.
- HANCART, C., 1993, On Simon's string searching algorithm, *Information Processing Letters* **47**(2):95–99.
- HANCART, C., 1993, *Analyse exacte et en moyenne d'algorithmes de recherche d'un motif dans un texte*, Thèse de doctorat de l'Université de Paris 7, France.
- SIMON, I., 1993, String matching algorithms and automata, in *Proceedings of the 1st American Workshop on String Processing*, R.A. Baeza-Yates and N. Ziviani ed., pp 151–157, Universidade Federal de Minas Gerais, Brazil.
- SIMON, I., 1994, String matching algorithms and automata, in *Results and Trends in Theoretical Computer Science*, Graz, Austria, J. Karhumäki, H. Maurer and G. Rozenberg ed., pp 386–395, Lecture Notes in Computer Science 814, Springer-Verlag, Berlin.

9 Colussi algorithm

9.1 Main features

- refinement of the Knuth-Morris-Pratt algorithm;
- partitions the set of pattern positions into two disjoint subsets; the positions in the first set are scanned from left to right and when no mismatch occurs the positions of the second subset are scanned from right to left;
- preprocessing phase in $O(m)$ time and space complexity;
- searching phase in $O(n)$ time complexity;
- performs $\frac{3}{2}n$ text character comparisons in the worst case.

9.2 Description

The design of the Colussi algorithm follows a tight analysis of the Knuth-Morris-Pratt algorithm (see chapter 7).

The set of pattern positions is divided into two disjoint subsets. Then each attempt consists in two phases:

- in the first phase the comparisons are performed from left to right with text characters aligned with pattern position for which the value of the *kmpNext* function is strictly greater than -1 . These positions are called **noholes**;
- the second phase consists in comparing the remaining positions (called **holes**) from right to left.

This strategy presents two advantages:

- when a mismatch occurs during the first phase, after the appropriate shift it is not necessary to compare the text characters aligned with noholes compared during the previous attempt;
- when a mismatch occurs during the second phase it means that a suffix of the pattern matches a factor of the text, after the corre-

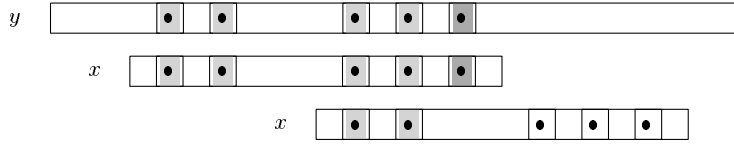


Figure 9.1 Mismatch with a nohole. Noholes are black circles and are compared from left to right. In this situation, after the shift, it is not necessary to compare the first two noholes again.

sponding shift a prefix of the pattern will still match a factor of the text, then it is not necessary to compare this factor again.

For $0 \leq i \leq m - 1$:

$$kmin[i] = \begin{cases} d > 0 & \text{if and only if } x[0 \dots i - 1 - d] = x[d \dots i - 1] \text{ and} \\ & x[i - d] \neq x[i], \\ 0 & \text{otherwise.} \end{cases}$$

When $kmin[i] \neq 0$ a periodicity ends at position i in x .

For $0 < i < m$ if $kmin[i - 1] \neq 0$ then i is a nohole otherwise i is a hole.

Let $nd + 1$ be the number of noholes in x . The table h contains first the $nd + 1$ noholes in increasing order and then the $m - nd - 1$ holes in decreasing order:

- for $0 \leq i \leq nd$, $h[i]$ is a nohole and $h[i] < h[i + 1]$ for $0 \leq i < nd$;
- for $nd < i < m$, $h[i]$ is a hole and $h[i] > h[i + 1]$ for $nd < i < m - 1$.

If i is a hole then $rmin[i]$ is the smallest period of x greater than i .

The value of $first[u]$ is the smallest integer v such that $u \leq h[v]$.

Then assume that x is aligned with $y[j \dots j + m - 1]$. If $x[h[k]] = y[j + h[k]]$ for $0 \leq k < r < nd$ and $x[h[r]] \neq y[j + h[r]]$. Let $j' = j + kmin[h[r]]$. Then there is no occurrence of x beginning in $y[j \dots j']$ and x can be shifted by $kmin[h[r]]$ positions to the right. Moreover $x[h[k]] = y[j' + h[k]]$ for $0 \leq k < first[h[r] - kmin[h[r]]]$ meaning that the comparisons can be resume with $x[h[first[h[r] - kmin[h[r]]]]$ and $y[j' + h[first[h[r] - kmin[h[r]]]]$ (see figure 9.1).

If $x[h[k]] = y[j + h[k]]$ for $0 \leq k < r$ and $x[h[r]] \neq y[j + h[r]]$ with $nd \leq r < m$. Let $j' = j + rmin[h[r]]$. Then there is no occurrence of x beginning in $y[j \dots j']$ and x can be shifted by $kmin[h[r]]$ positions to the right. Moreover $x[0 \dots m - 1 - rmin[h[r]]] = y[j' \dots j + m - 1]$ meaning that the comparisons can be resume with $x[h[first[m - 1 - rmin[h[r]]]]]$ and $y[j' + h[first[m - 1 - rmin[h[r]]]]]$ (see figure 9.2).

To compute the values of $kmin$, a table $hmax$ is used and defined as follows: $hmax[k]$ is such that $x[k \dots hmax[k] - 1] = x[0 \dots hmax[k] - k - 1]$ and $x[hmax[k]] \neq x[hmax[k] - k]$.

The value of $ndh0[i]$ is the number of noholes strictly smaller than i .

We can now define two functions *shift* and *next* as follows:

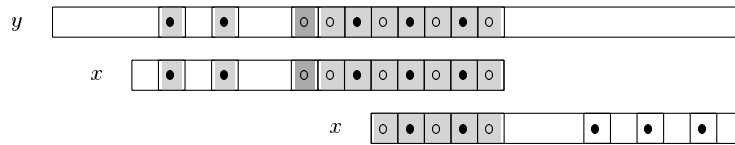


Figure 9.2 Mismatch with a hole. Noholes are black circles and are compared from left to right while holes are white circles and are compared from right to left. In this situation, after the shift, it is not necessary to compare the matched prefix of the pattern again.

- $shift[i] = kmin[h[i]]$ and $next[i] = ndh0[h[i] - kmin[h[i]]]$ for $i < nd$;
- $shift[i] = rmin[h[i]]$ and $next[i] = ndh0[m - rmin[h[i]]]$ for $nd \leq i < m$;
- $shift[m] = rmin[0]$ and $next[m] = ndh0[m - rmin[h[m - 1]]]$.

Thus, during an attempt where the window is positioned on the text factor $y[j..j + m - 1]$, when a mismatch occurs between $x[h[r]]$ and $y[j + h[r]]$ the window must be shifted by $shift[r]$ and the comparisons can be resume with pattern position $h[next[r]]$.

The preprocessing phase can be done in $O(m)$ space and time. The searching phase can then be done in $O(n)$ time complexity and furthermore at most $\frac{3}{2}n$ text character comparisons are performed during the searching phase.

9.3 The C code

```
int preColussi(char *x, int m, int h[], int next[],
               int shift[]) {
    int i, k, nd, q, r, s;
    int hmax[XSIZE], kmin[XSIZE], nhd0[XSIZE], rmin[XSIZE];

    /* Computation of hmax */
    i = k = 1;
    do {
        while (x[i] == x[i - k])
            i++;
        hmax[k] = i;
        q = k + 1;
        while (hmax[q - k] + k < i) {
            hmax[q] = hmax[q - k] + k;
            q++;
        }
        k = q;
    } while (k == i + 1)
```

```

        i = k;
    } while (k <= m);

    /* Computation of kmin */
    memset(kmin, 0, m*sizeof(int));
    for (i = m; i >= 1; --i)
        if (hmax[i] < m)
            kmin[hmax[i]] = i;

    /* Computation of rmin */
    for (i = m - 1; i >= 0; --i) {
        if (hmax[i + 1] == m)
            r = i + 1;
        if (kmin[i] == 0)
            rmin[i] = r;
        else
            rmin[i] = 0;
    }

    /* Computation of h */
    s = -1;
    r = m;
    for (i = 0; i < m; ++i)
        if (kmin[i] == 0)
            h[--r] = i;
        else
            h[++s] = i;
    nd = s;

    /* Computation of shift */
    for (i = 0; i <= nd; ++i)
        shift[i] = kmin[h[i]];
    for (i = nd + 1; i < m; ++i)
        shift[i] = rmin[h[i]];
    shift[m] = rmin[0];

    /* Computation of nhd0 */
    s = 0;
    for (i = 0; i < m; ++i) {
        nhd0[i] = s;
        if (kmin[i] > 0)
            ++s;
    }

```



```

    /* Computation of next */
    for (i = 0; i <= nd; ++i)
        next[i] = nhd0[h[i] - kmin[h[i]]];
    for (i = nd + 1; i < m; ++i)
        next[i] = nhd0[m - rmin[h[i]]];
    next[m] = nhd0[m - rmin[h[m - 1]]];

    return(nd);
}

void COLUSSI(char *x, int m, char *y, int n) {
    int i, j, last, nd,
        h[XSIZE], next[XSIZE], shift[XSIZE];

    /* Processing */
    nd = preColussi(x, m, h, next, shift);

    /* Searching */
    i = j = 0;
    last = -1;
    while (j <= n - m) {
        while (i < m && last < j + h[i] &&
            x[h[i]] == y[j + h[i]])
            i++;
        if (i >= m || last >= j + h[i]) {
            OUTPUT(j);
            i = m;
        }
        if (i > nd)
            last = j + m - 1;
        j += shift[i];
        i = next[i];
    }
}

```

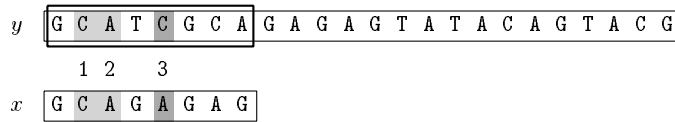
9.4 The example

<i>i</i>	0	1	2	3	4	5	6	7	8
<i>x</i> [<i>i</i>]	G	C	A	G	A	G	A	G	
<i>kmpNext</i> [<i>i</i>]	-1	0	0	-1	1	-1	1	-1	1
<i>kmin</i> [<i>i</i>]	0	1	2	0	3	0	5	0	
<i>h</i> [<i>i</i>]	1	2	4	6	7	5	3	0	
<i>next</i> [<i>i</i>]	0	0	0	0	0	0	0	0	0
<i>shift</i> [<i>i</i>]	1	2	3	5	8	7	7	7	7
<i>hmax</i> [<i>i</i>]	0	1	2	4	4	6	6	8	8
<i>rmin</i> [<i>i</i>]	7	0	0	7	0	7	0	8	
<i>ndh0</i> [<i>i</i>]	0	0	1	2	2	3	3	4	

nd = 3

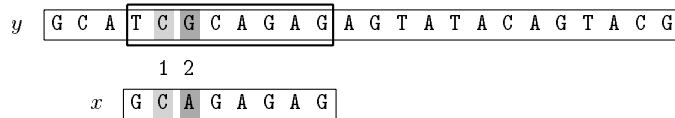
Searching phase

First attempt:



Shift by 3 (*shift*[2])

Second attempt:



Shift by 2 (*shift*[1])

Third attempt:



Shift by 7 (*shift*[8])

Fourth attempt:

y G C A T C G C A G A G A G T A T A C A G T A C G
1
 x G C A G A G A G

Shift by 1 (*shift*[0])

Fifth attempt:

y G C A T C G C A G A G A G T A T A C A G T A C G
1
 x G C A G A G A G

Shift by 1 (*shift*[0])

Sixth attempt:

y G C A T C G C A G A G A G T A T A C A G T A C G
1
 x G C A G A G A G

Shift by 1 (*shift*[0])

Seventh attempt:

y G C A T C G C A G A G A G T A T A C A G T A C G
1
 x G C A G A G A G

Shift by 1 (*shift*[0])

Eighth attempt:

y G C A T C G C A G A G A G T A T A C A G T A C G
1 2 3
 x G C A G A G A G

Shift by 3 (*shift*[2])

The Colussi algorithm performs 20 text character comparisons on the example.

9.5 References

- BRESLAUER, D., 1992, *Efficient String Algorithmics*, PhD Thesis, Report CU-024-92, Computer Science Department, Columbia University, New York, NY.

- COLUSSI, L., 1991, Correctness and efficiency of the pattern matching algorithms, *Information and Computation* **95**(2):225–251.
- COLUSSI, L., GALIL, Z., GIANCARLO, R., 1990, On the exact complexity of string matching, in *Proceedings of the 31st IEEE Annual Symposium on Foundations of Computer Science*, Saint Louis, MO, pp 135–144, IEEE Computer Society Press.
- GALIL, Z., GIANCARLO, R., 1992, On the exact complexity of string matching: upper bounds, *SIAM Journal on Computing*, **21** (3):407–437.

10 Galil-Giancarlo algorithm

10.1 Main features

- refinement of Colussi algorithm;
- preprocessing phase in $O(m)$ time and space complexity;
- searching phase in $O(n)$ time complexity;
- performs $\frac{4}{3}n$ text character comparisons in the worst case.

10.2 Description

The Galil-Giancarlo algorithm is a variant of the Colussi algorithm (see chapter 9). The change intervenes in the searching phase. The method applies when x is not a power of a single character. Thus $x \neq c^m$ with $c \in \Sigma$. Let ℓ be the last index in the pattern such that for $0 \leq i \leq \ell$, $x[0] = x[i]$ and $x[0] \neq x[\ell + 1]$. Assume that during the previous attempt all the noholes have been matched and a suffix of the pattern has been matched meaning that after the corresponding shift a prefix of the pattern will still match a part of the text. Thus the window is positioned on the text factor $y[j..j+m-1]$ and the portion $y[j..last]$ matches $x[0..last-j]$. Then during the next attempt the algorithm will scanned the text character beginning with $y[last+1]$ until either the end of the text is reached or a character $x[0] \neq y[j+k]$ is found. In this latter case two subcases can arise:

- $x[\ell + 1] \neq y[j + k]$ or too less $x[0]$ have been found ($k \leq \ell$) then the window is shifted and positioned on the text factor $y[k+1..k+m]$, the scanning of the text is resumed (as in the Colussi algorithm) with the first nohole and the memorized prefix of the pattern is the empty word.
- $x[\ell + 1] = y[j + k]$ and enough of $x[0]$ has been found ($k > \ell$) then the window is shifted and positioned on the text factor $y[k-\ell-1..k-\ell+m-2]$, the scanning of the text is resumed (as in the

Colussi algorithm) with the second nohole ($x[\ell + 1]$ is the first one) and the memorized prefix of the pattern is $x[0.. \ell + 1]$.

The preprocessing phase is exactly the same as in the Colussi algorithm (chapter 9) and can be done in $O(m)$ space and time. The searching phase can then be done in $O(n)$ time complexity and furthermore at most $\frac{4}{3}n$ text character comparisons are performed during the searching phase.

10.3 The C code

The function `preColussi` is given chapter 9.

```
void GG(char *x, int m, char *y, int n) {
    int i, j, k, ell, last, nd;
    int h[XSIZE], next[XSIZE], shift[XSIZE];
    char heavy;

    for (ell = 0; x[ell] == x[ell + 1]; ell++);
    if (ell == m - 1)
        /* Searching for a power of a single character */
        for (j = ell = 0; j < n; ++j)
            if (x[0] == y[j]) {
                ++ell;
                if (ell >= m)
                    OUTPUT(j - m + 1);
            }
            else
                ell = 0;
    else {
        /* Preprocessing */
        nd = preCOLUSSI(x, m, h, next, shift);

        /* Searching */
        i = j = heavy = 0;
        last = -1;
        while (j <= n - m) {
            if (heavy && i == 0) {
                k = last - j + 1;
                while (x[0] == y[j + k])
                    k++;
                if (k <= ell || x[ell + 1] != y[j + k]) {
                    i = 0;
                    j += (k + 1);
                    last = j - 1;
                }
            }
        }
    }
}
```

```

        else {
            i = 1;
            last = j + k;
            j = last - (ell + 1);
        }
        heavy = 0;
    }
    else {
        while (i < m && last < j + h[i] &&
              x[h[i]] == y[j + h[i]])
            ++i;
        if (i >= m || last >= j + h[i]) {
            OUTPUT(j);
            i = m;
        }
        if (i > nd)
            last = j + m - 1;
        j += shift[i];
        i = next[i];
    }
    heavy = (j > last ? 0 : 1);
}
}
}

```

10.4 The example

i	0	1	2	3	4	5	6	7	8
$x[i]$	G	C	A	G	A	G	A	G	
$kmpNext[i]$	-1	0	0	-1	1	-1	1	-1	1
$kmin[i]$	0	1	2	0	3	0	5	0	
$h[i]$	1	2	4	6	7	5	3	0	
$next[i]$	0	0	0	0	0	0	0	0	0
$shift[i]$	1	2	3	5	8	7	7	7	7
$hmax[i]$	0	1	2	4	4	6	6	8	8
$rmin[i]$	7	0	0	7	0	7	0	8	
$ndh0[i]$	0	0	1	2	2	3	3	4	

$nd = 3$ and $\ell = 0$

Searching phase

First attempt:

y G C A T C G C A G A G A G T A T A C A G T A C G
 1 2 3
 x G C A G A G A G

Shift by 3 (*shift*[2])

Second attempt:

y G C A T C G C A G A G A G T A T A C A G T A C G
 1 2
 x G C A G A G A G

Shift by 2 (*shift*[1])

Third attempt:

y G C A T C G C A G A G A G T A T A C A G T A C G
 8 1 2 7 3 6 4 5
 x G C A G A G A G

Shift by 7 (*shift*[8])

Fourth attempt:

y G C A T C G C A G A G A G T A T A C A G T A C G
 1
 x G

Shift by 2

Fifth attempt:

y G C A T C G C A G A G A G T A T A C A G T A C G
 1
 x G C A G A G A G

Shift by 1 (*shift*[0])

Sixth attempt:

y G C A T C G C A G A G A G T A T A C A G T A C G
 1
 x G C A G A G A G

Shift by 1 (*shift*[0])

Seventh attempt:

y	G	C	A	T	C	G	C	A	G	A	G	A	G	T	A	T	A	C	A	G	T	A	C	G					
																						1	2	3					
																						G	C	A	G	A	G	A	G

Shift by 3 (*shift*[2])

The Galil-Giancarlo algorithm performs 19 text character comparisons on the example.

10.5 References

- BRESLAUER, D., 1992, *Efficient String Algorithmics*, PhD Thesis, Report CU-024-92, Computer Science Department, Columbia University, New York, NY.
- GALIL, Z., GIANCARLO, R., 1992, On the exact complexity of string matching: upper bounds, *SIAM Journal on Computing*, **21** (3):407-437.

11 Apostolico-Crochemore algorithm

11.1 Main features

- preprocessing phase in $O(m)$ time and space complexity;
- searching phase in $O(n)$ time complexity;
- performs $\frac{3}{2}n$ text character comparisons in the worst case.

11.2 Description

The Apostolico-Crochemore uses the *kmpNext* shift table (see chapter 7) to compute the shifts. Let $\ell = 0$ if x is a power of a single character ($x = c^m$ with $c \in \Sigma$) and ℓ be equal to the position of the first character of x different from $x[0]$ otherwise ($x = a^\ell b u$ for $a, b \in \Sigma$, $u \in \Sigma^*$ and $a \neq b$). During each attempt the comparisons are made with pattern positions in the following order: $\ell, \ell + 1, \dots, m - 2, m - 1, 0, 1, \dots, \ell - 1$. During the searching phase we consider triple of the form (i, j, k) where:

- the window is positioned on the text factor $y[j \dots j + m - 1]$;
- $0 \leq k \leq \ell$ and $x[0 \dots k - 1] = y[j \dots j + k - 1]$;
- $\ell \leq i < m$ and $x[\ell \dots i - 1] = y[j + \ell \dots i + j - 1]$.

(see figure 11.1).

The initial triple is $(\ell, 0, 0)$.

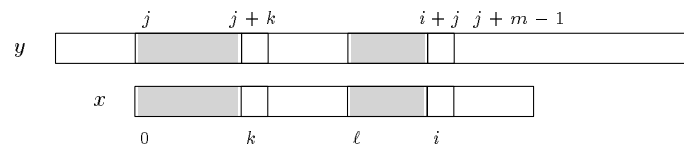


Figure 11.1 At each attempt of the Apostolico-Crochemore algorithm we consider a triple (i, j, k) .

We now explain how to compute the next triple after (i, j, k) has been computed. Three cases arise depending on the value of i :

- $i = \ell$
 - If $x[i] = y[i + j]$ then the next triple is $(i + 1, j, k)$.
 - If $x[i] \neq y[i + j]$ then the next triple is $(\ell, j + 1, \max\{0, k - 1\})$.
- $\ell < i < m$
 - If $x[i] = y[i + j]$ then the next triple is $(i + 1, j, k)$.
 - If $x[i] \neq y[i + j]$ then two cases arise depending on the value of $kmpNext[i]$:
 - $kmpNext[i] \leq \ell$: then the next triple is $(\ell, i + j - kmpNext[i], \max\{0, kmpNext[i]\})$.
 - $kmpNext[i] > \ell$: then the next triple is $(kmpNext[i], i + j - kmpNext[i], \ell)$.
- $i = m$
 - If $k < \ell$ and $x[k] = y[j + k]$ then the next triple is $(i, j, k + 1)$.
 - Otherwise either $k < \ell$ and $x[k] \neq y[j + k]$, or $k = \ell$. If $k = \ell$ an occurrence of x is reported. In both cases the next triple is computed in the same manner as in the case where $\ell < i < m$.

The preprocessing phase consists in computing the table $kmpNext$ and the integer ℓ . It can be done in $O(m)$ space and time. The searching phase is in $O(n)$ time complexity and furthermore the Apostolico-Crochemore algorithm performs at most $\frac{3}{2}n$ text character comparisons in the worst case.

11.3 The C code

The function `preKmp` is given chapter 7.

```
void AXAMAC(char *x, int m, char *y, int n) {
    int i, j, k, ell, kmpNext[XSIZE];

    /* Preprocessing */
    preKmp(x, m, kmpNext);
    for (ell = 1; x[ell - 1] == x[ell]; ell++);
    if (ell == m)
        ell = 0;

    /* Searching */
    i = ell;
    j = k = 0;
    while (j <= n - m) {
        while (i < m && x[i] == y[i + j])
            ++i;
    }
}
```

```

    if (i >= m) {
        while (k < e11 && x[k] == y[j + k])
            ++k;
        if (k >= e11)
            OUTPUT(j);
    }
    j += (i - kmpNext[i]);
    if (i == e11)
        k = MAX(0, k - 1);
    else
        if (kmpNext[i] <= e11) {
            k = MAX(0, kmpNext[i]);
            i = e11;
        }
        else {
            k = e11;
            i = kmpNext[i];
        }
    }
}

```

11.4 The example

i	0	1	2	3	4	5	6	7	8
$x[i]$	G	C	A	G	A	G	A	G	
$kmpNext[i]$	-1	0	0	-1	1	-1	1	-1	1

$\ell = 1$

Searching phase

First attempt:

y

G	C	A	T	C	G	C	A
---	---	---	---	---	---	---	---

G	A	G	A	G	T	A	T	A	C	A	G	T	A	C	G
---	---	---	---	---	---	---	---	---	---	---	---	---	---	---	---

$\begin{matrix} 1 & 2 & 3 \end{matrix}$

x

G	C	A	G	A	G	A	G
---	---	---	---	---	---	---	---

Shift by 4 ($i - kmpNext[i] = 3 - -1$)

Second attempt:

y G C A T C G C A G A G A G T A T A C A G T A C G
1
 x G C A G A G A G

Shift by 1 ($i - kmpNext[i] = 1 - 0$)

Third attempt:

y G C A T C G C A G A G A G T A T A C A G T A C G
8 1 2 3 4 5 6 7
 x G C A G A G A G

Shift by 7 ($i - kmpNext[i] = 8 - 1$)

Fourth attempt:

y G C A T C G C A G A G A G T A T A C A G T A C G
1
 x G C A G A G A G

Shift by 1 ($i - kmpNext[i] = 1 - 0$)

Fifth attempt:

y G C A T C G C A G A G A G T A T A C A G T A C G
1
 x G C A G A G A G

Shift by 1 ($i - kmpNext[i] = 0 - -1$)

Sixth attempt:

y G C A T C G C A G A G A G T A T A C A G T A C G
1
 x G C A G A G A G

Shift by 1 ($i - kmpNext[i] = 0 - -1$)

Seventh attempt:

y G C A T C G C A G A G A G T A T A C A G T A C G
1
 x G C A G A G A G

Shift by 1 ($i - kmpNext[i] = 0 - -1$)

12 Not So Naive algorithm

12.1 Main features

- preprocessing phase in constant time complexity;
- constant extra space complexity;
- searching phase in $O(m \times n)$ time complexity;
- (slightly) sub-linear in the average case.

12.2 Description

During the searching phase of the Not So Naive algorithm the character comparisons are made with the pattern positions in the following order $1, 2, \dots, m-2, m-1, 0$.

For each attempt where the window is positioned on the text factor $y[j..j+m-1]$: if $x[0] = x[1]$ and $x[1] \neq y[j+1]$ or if $x[0] \neq x[1]$ and $x[1] = y[j+1]$ the pattern is shifted by 2 positions at the end of the attempt and by 1 otherwise.

Thus the preprocessing phase can be done in constant time and space. The searching phase of the Not So Naive algorithm has a quadratic worst case but it is slightly sub-linear in the average case.

12.3 The C code

```
void MSN(char *x, int m, char *y, int n) {
    int j, k, ell;

    /* Preprocessing */
    if (x[0] == x[1]) {
        k = 2;
        ell = 1;
    }
```

```

    }
    else {
        k = 1;
        ell = 2;
    }

    /* Searching */
    j = 0;
    while (j <= n - m)
        if (x[1] != y[j + 1])
            j += k;
        else {
            if (memcmp(x + 2, y + j + 2, m - 2) == 0 &&
                x[0] == y[j])
                OUTPUT(j);
            j += ell;
        }
}

```

12.4 The example

$k = 1$ and $\ell = 2$

Searching phase

First attempt:

```

y  G C A T C G C A G A G A G T A T A C A G T A C G
    1 2 3
x  G C A G A G A G

```

Shift by 2

Second attempt:

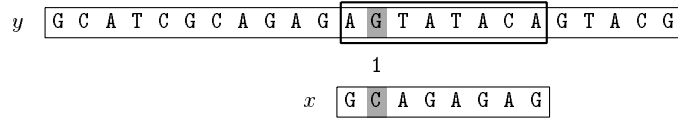
```

y  G C A T C G C A G A G A G T A T A C A G T A C G
          1
x  G C A G A G A G

```

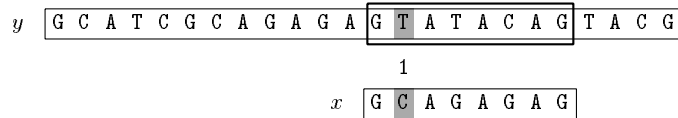
Shift by 1

Ninth attempt:



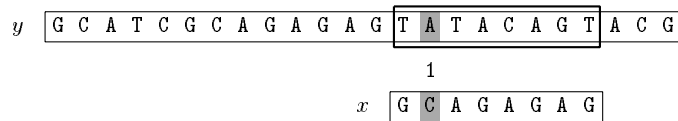
Shift by 1

Tenth attempt:



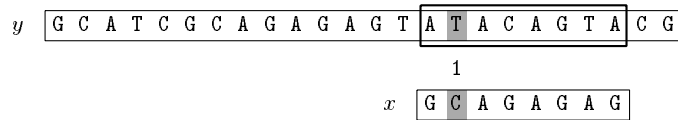
Shift by 1

Eleventh attempt:



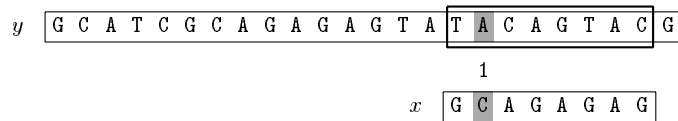
Shift by 1

Twelfth attempt:



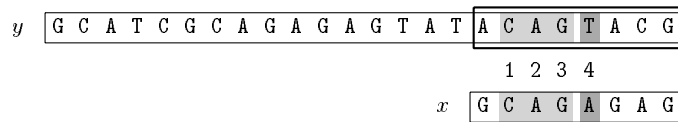
Shift by 1

Thirteenth attempt:



Shift by 1

Fourteenth attempt:



Shift by 2

The Not So Naive algorithm performs 27 text character comparisons on the example.

12.5 References

- CARDON, A., CHARRAS, C., 1996, *Introduction à l'algorithmique et à la programmation*, Chapter 9, pp 254–279, Ellipses.
- HANCART, C., 1992, Une analyse en moyenne de l'algorithme de Morris et Pratt et de ses raffinements, in *Théorie des Automates et Applications, Actes des 2^e Journées Franco-Belges*, D. Krob ed., Rouen, France, pp 99–110, PUR 176, Rouen, France.
- HANCART, C., 1993, *Analyse exacte et en moyenne d'algorithmes de recherche d'un motif dans un texte*, Thèse de doctorat de l'Université de Paris 7, France.

13 Forward Dawg Matching algorithm

13.1 Main Features

- uses the suffix automaton of x ;
- $O(n)$ worst case time complexity;
- performs exactly n text character inspections.

13.2 Description

The Forward Dawg Matching algorithm computes the longest factor of the pattern ending at each position in the text. This is made possible by the use of the smallest suffix automaton (also called DAWG for Directed Acyclic Word Graph) of the pattern. The smallest suffix automaton of a word w is a Deterministic Finite Automaton $\mathcal{S}(w) = (Q, q_0, T, E)$. The language accepted by $\mathcal{S}(w)$ is $\mathcal{L}(\mathcal{S}(w)) = \{u \in \Sigma^* : \exists v \in \Sigma^* \text{ such that } w = vu\}$. The preprocessing phase of the Forward Dawg Matching algorithm consists in computing the smallest suffix automaton for the pattern x . It is linear in time and space in the length of the pattern.

During the searching phase the Forward Dawg Matching algorithm parses the characters of the text from left to right with the automaton $\mathcal{S}(x)$ starting with state q_0 . For each state $q \in \mathcal{S}(x)$ the longest path from q_0 to p is denoted by $length(q)$. This structure extensively uses the notion of suffix links. For each state p the suffix link of p is denoted by $S[p]$. For a state p , let $Path(p) = (p_0, p_1, \dots, p_\ell)$ be the suffix path of p such that $p_0 = p$, for $1 \leq i \leq \ell$, $p_i = S[p_{i-1}]$ and $p_\ell = q_0$. For each text character $y[j]$ sequentially, let p be the current state, then the Forward Dawg Matching algorithm takes a transition defined for $y[j]$ for the first state of $Path(p)$ for which such a transition is defined. The current state p is updated with the target state of this transition or with the initial state q_0 if no transition exists labelled with $y[j]$ from a state of $Path(p)$.

An occurrence of x is found when $length(p) = m$.

The Forward Dawg Matching algorithm performs exactly n text character inspections.

13.3 The C code

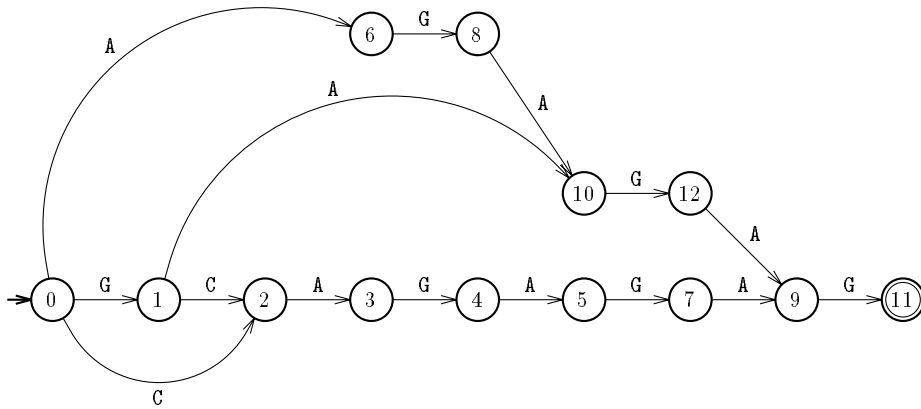
The function `buildSuffixAutomaton` is given chapter 25. All the other functions to build and manipulate the suffix automaton can be found section 1.5.

```
int FDM(char *x, int m, char *y, int n) {
    int j, init, ell, state;
    Graph aut;

    /* Preprocessing */
    aut = newSuffixAutomaton(2*(m + 2), 2*(m + 2)*ASIZE);
    buildSuffixAutomaton(x, m, aut);
    init = getInitial(aut);

    /* Searching */
    ell = 0;
    state = init;
    for (j = 0; j < n; ++j) {
        if (getTarget(aut, state, y[j]) != UNDEFINED) {
            ++ell;
            state = getTarget(aut, state, y[j]);
        }
        else {
            while (state != init &&
                getTarget(aut, state, y[j]) == UNDEFINED)
                state = getSuffixLink(aut, state);
            if (getTarget(aut, state, y[j]) != UNDEFINED) {
                ell = getLength(aut, state) + 1;
                state = getTarget(aut, state, y[j]);
            }
            else {
                ell = 0;
                state = init;
            }
        }
    }
    if (ell == m)
        OUTPUT(j - m + 1);
}
}
```


13.4 The example



state	0	1	2	3	4	5	6	7	8	9	10	11	12
suffix link	0	0	0	6	8	10	0	12	1	10	6	12	8
length	0	1	2	3	4	5	1	6	2	7	3	8	4

Searching phase

The initial state is 0.

y **G C A T** C G C A G A G A G T A T A C A G T A C G

1 2 3 0

y G C A T **C G** C A G A G A G T A T A C A G T A C G

2 0

y G C A T C G C A G A G A G **T** A T A C A G T A C G

1 2 3 4 5 7 9 1 0

1

y

G	C	A	T	C	G	C	A	G	A	G	A	G	T	A	T	A	C	A	G	T	A	C	G
---	---	---	---	---	---	---	---	---	---	---	---	---	---	---	---	---	---	---	---	---	---	---	---

6 0

y

G	C	A	T	C	G	C	A	G	A	G	A	G	T	A	T	A	C	A	G	T	A	C	G
---	---	---	---	---	---	---	---	---	---	---	---	---	---	---	---	---	---	---	---	---	---	---	---

6 2 3 4 0

y

G	C	A	T	C	G	C	A	G	A	G	A	G	T	A	T	A	C	A	G	T	A	C	G
---	---	---	---	---	---	---	---	---	---	---	---	---	---	---	---	---	---	---	---	---	---	---	---

6 2 1

The Forward Dawg Matching algorithm performs exactly 24 text character inspections on the example.

13.5 References

- CROCHEMORE, M., RYTTER, W., 1994, *Text Algorithms*, Oxford University Press.

14 Boyer-Moore algorithm

14.1 Main Features

- performs the comparisons from right to left;
- preprocessing phase in $O(m + \sigma)$ time and space complexity;
- searching phase in $O(m \times n)$ time complexity;
- $3n$ text character comparisons in the worst case when searching for a non periodic pattern;
- $O(n/m)$ best performance.

14.2 Description

The Boyer-Moore algorithm is considered as the most efficient string-matching algorithm in usual applications. A simplified version of it or the entire algorithm is often implemented in text editors for the “search” and “substitute” commands.

The algorithm scans the characters of the pattern from right to left beginning with the rightmost one. In case of a mismatch (or a complete match of the whole pattern) it uses two precomputed functions to shift the window to the right. These two shift functions are called the **good-suffix shift** (also called matching shift) and the **bad-character shift** (also called the occurrence shift).

Assume that a mismatch occurs between the character $x[i] = a$ of the pattern and the character $y[i + j] = b$ of the text during an attempt at position j . Then, $x[i + 1 .. m - 1] = y[i + j + 1 .. j + m - 1] = u$ and $x[i] \neq y[i + j]$. The good-suffix shift consists in aligning the segment $y[i + j + 1 .. j + m - 1] = x[i + 1 .. m - 1]$ with its rightmost occurrence in x that is preceded by a character different from $x[i]$ (see figure 14.1). If there exists no such segment, the shift consists in aligning the longest suffix v of $y[i + j + 1 .. j + m - 1]$ with a matching prefix of x (see figure 14.2).

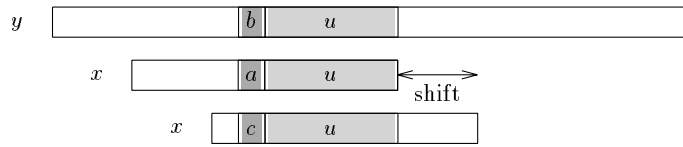


Figure 14.1 The good-suffix shift, u re-occurs preceded by a character c different from a .

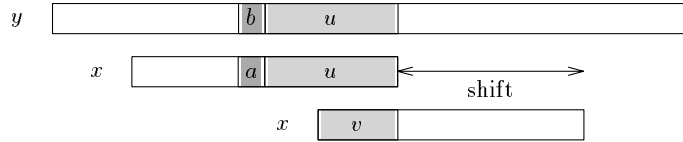


Figure 14.2 The good-suffix shift, only a suffix of u re-occurs in x .

The bad-character shift consists in aligning the text character $y[i + j]$ with its rightmost occurrence in $x[0 \dots m - 2]$ (see figure 14.3). If $y[i + j]$ does not occur in the pattern x , no occurrence of x in y can include $y[i + j]$, and the left end of the window is aligned with the character immediately after $y[i + j]$, namely $y[i + j + 1]$ (see figure 14.4).

Note that the bad-character shift can be negative, thus for shifting the window, the Boyer-Moore algorithm applies the maximum between the the good-suffix shift and bad-character shift. More formally the two shift functions are defined as follows.

The good-suffix shift function is stored in a table $bmGs$ of size $m + 1$. Let us define two conditions:

$Cs(i, s)$: for each k such that $i < k < m, s \geq k$ or $x[k - s] = x[k]$,

and

$Co(i, s)$: if $s < i$ then $x[i - s] \neq x[i]$.

Then, for $0 \leq i < m$:

$$bmGs[i + 1] = \min\{s > 0 : Cs(i, s) \text{ and } Co(i, s) \text{ hold}\}$$

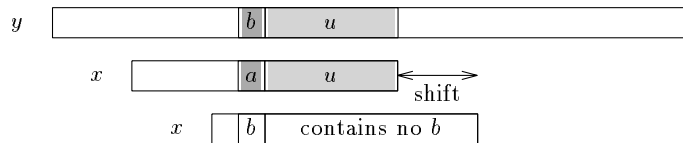


Figure 14.3 The bad-character shift, a occurs in x .

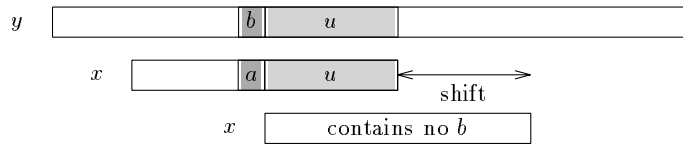


Figure 14.4 The bad-character shift, a does not occur in x .

and we define $bmGs[0]$ as the length of the period of x . The computation of the table $bmGs$ use a table $suff$ defined as follows:

for $1 \leq i < m$, $suff[i] = \max\{k : x[i - k + 1..i] = x[m - k, m - 1]\}$.

The bad-character shift function is stored in a table $bmBc$ of size σ . For $c \in \Sigma$:

$$bmBc[c] = \begin{cases} \min\{i : 1 \leq i < m - 1 \text{ and } x[m - 1 - i] = c\} & \text{if } c \text{ occurs} \\ & \text{in } x, \\ m & \text{otherwise .} \end{cases}$$

Tables $bmBc$ and $bmGs$ can be precomputed in time $O(m + \sigma)$ before the searching phase and require an extra-space in $O(m + \sigma)$. The searching phase time complexity is quadratic but at most $3n$ text character comparisons are performed when searching for a non periodic pattern. On large alphabets (relatively to the length of the pattern) the algorithm is extremely fast. When searching for $\mathbf{a}^{m-1}\mathbf{b}$ in \mathbf{a}^n the algorithm makes only $O(n/m)$ comparisons, which is the absolute minimum for any string-matching algorithm in the model where the pattern only is preprocessed.

14.3 The C code

```
void preBmBc(char *x, int m, int bmBc[]) {
    int i;

    for (i = 0; i < ASIZE; ++i)
        bmBc[i] = m;
    for (i = 0; i < m - 1; ++i)
        bmBc[x[i]] = m - i - 1;
}

void suffixes(char *x, int m, int *suff) {
    int f, g, i;

    suff[m - 1] = m;
```

```

    g = m - 1;
    for (i = m - 2; i >= 0; --i) {
        if (i > g && suff[i + m - 1 - f] < i - g)
            suff[i] = suff[i + m - 1 - f];
        else {
            if (i < g)
                g = i;
            f = i;
            while (g >= 0 && x[g] == x[g + m - 1 - f])
                --g;
            suff[i] = f - g;
        }
    }
}

void preBmGs(char *x, int m, int bmGs[]) {
    int i, j, suff[XSIZE];

    suffixes(x, m, suff);

    for (i = 0; i < m; ++i)
        bmGs[i] = m;
    j = 0;
    for (i = m - 1; i >= -1; --i)
        if (i == -1 || suff[i] == i + 1)
            for (; j < m - 1 - i; ++j)
                if (bmGs[j] == m)
                    bmGs[j] = m - 1 - i;
    for (i = 0; i <= m - 2; ++i)
        bmGs[m - 1 - suff[i]] = m - 1 - i;
}

void BM(char *x, int m, char *y, int n) {
    int i, j, bmGs[XSIZE], bmBc[ASIZE];

    /* Preprocessing */
    preBmGs(x, m, bmGs);
    preBmBc(x, m, bmBc);

    /* Searching */
    j = 0;
    while (j <= n - m) {
        for (i = m - 1; i >= 0 && x[i] == y[i + j]; --i);
        if (i < 0) {

```

```

        OUTPUT(j);
        j += bmGs[0];
    }
    else
        j += MAX(bmGs[i], bmBc[y[i + j]] - m + 1 + i);
    }
}

```

14.4 The example

<i>c</i>	A	C	G	T
<i>bmBc</i> [<i>c</i>]	1	6	2	8

<i>i</i>	0	1	2	3	4	5	6	7
<i>x</i> [<i>i</i>]	G	C	A	G	A	G	A	G
<i>suff</i> [<i>i</i>]	1	0	0	2	0	4	0	8
<i>bmGs</i> [<i>i</i>]	7	7	7	2	7	4	7	1

Searching phase

First attempt:

y G C A T C G C A G A G A G T A T A C A G T A C G

1

x G C A G A G A G

Shift by 1 ($bmGs[7] = bmBc[A] - 7 + 7$)

Second attempt:

y G C A T C G C A G A G A G T A T A C A G T A C G

3 2 1

x G C A G A G A G

Shift by 4 ($bmGs[5] = bmBc[C] - 7 + 5$)

Third attempt:

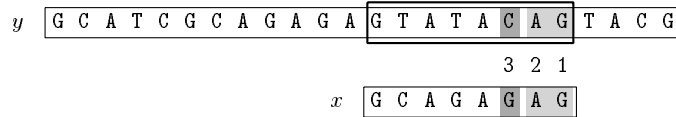
y G C A T C G C A G A G A G T A T A C A G T A C G

8 7 6 5 4 3 2 1

x G C A G A G A G

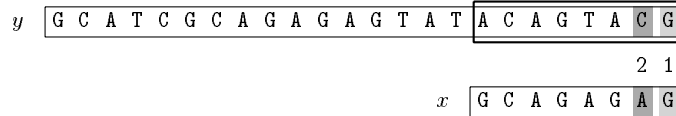
Shift by 7 ($bmGs[0]$)

Fourth attempt:



Shift by 4 ($bmGs[5] = bmBc[C] - 7 + 5$)

Fifth attempt:



Shift by 7 ($bmGs[6]$)

The Boyer-Moore algorithm performs 17 text character comparisons on the example.

14.5 References

- AHO, A.V., 1990, Algorithms for Finding Patterns in Strings, in *Handbook of Theoretical Computer Science, Volume A, Algorithms and complexity*, J. van Leeuwen ed., Chapter 5, pp 255–300, Elsevier, Amsterdam.
- AOE, J.-I., 1994, *Computer algorithms: string pattern matching strategies*, IEEE Computer Society Press.
- BAASE, S., VAN GELDER, A., 1999, *Computer Algorithms: Introduction to Design and Analysis*, 3rd Edition, Chapter 11, Addison-Wesley Publishing Company.
- BAEZA-YATES, R.A., NAVARRO G., RIBEIRO-NETO B., 1999, Indexing and Searching, in *Modern Information Retrieval*, Chapter 8, pp 191–228, Addison-Wesley.
- BEAUQUIER, D., BERSTEL, J., CHRÉTIENNE, P., 1992, *Éléments d’algorithmique*, Chapter 10, pp 337–377, Masson, Paris.
- BOYER, R.S., MOORE, J.S., 1977, A fast string searching algorithm, *Communications of the ACM*. 20:762–772.
- COLE, R., 1994, Tight bounds on the complexity of the Boyer-Moore pattern matching algorithm, *SIAM Journal on Computing* 23(5):1075–1091.
- CORMEN, T.H., LEISERSON, C.E., RIVEST, R.L., 1990, *Introduction to Algorithms*, Chapter 34, pp 853–885, MIT Press.
- CROCHEMORE, M., 1997, Off-line serial exact string searching, in *Pattern Matching Algorithms*, A. Apostolico and Z. Galil ed., Chap-

- ter 1, pp 1–53, Oxford University Press.
- CROCHEMORE, M., HANCART, C., 1999, Pattern Matching in Strings, in *Algorithms and Theory of Computation Handbook*, M.J. Atallah ed., Chapter 11, pp 11-1–11-28, CRC Press Inc., Boca Raton, FL.
 - CROCHEMORE, M., LECROQ, T., 1996, Pattern matching and text compression algorithms, in *CRC Computer Science and Engineering Handbook*, A.B. Tucker Jr ed., Chapter 8, pp 162–202, CRC Press Inc., Boca Raton, FL.
 - CROCHEMORE, M., RYTTER, W., 1994, *Text Algorithms*, Oxford University Press.
 - GONNET, G.H., BAEZA-YATES, R.A., 1991, *Handbook of Algorithms and Data Structures in Pascal and C*, 2nd Edition, Chapter 7, pp. 251–288, Addison-Wesley Publishing Company.
 - GOODRICH, M.T., TAMASSIA, R., 1998, *Data Structures and Algorithms in JAVA*, Chapter 11, pp 441–467, John Wiley & Sons.
 - GUSFIELD, D., 1997, *Algorithms on strings, trees, and sequences: Computer Science and Computational Biology*, Cambridge University Press.
 - HANCART, C., 1993, *Analyse exacte et en moyenne d'algorithmes de recherche d'un motif dans un texte*, Thèse de doctorat de l'Université de Paris 7, France.
 - KNUTH, D.E., MORRIS, JR, J.H., PRATT, V.R., 1977, Fast pattern matching in strings, *SIAM Journal on Computing* 6(1):323–350.
 - LECROQ, T., 1992, *Recherches de mot*, Thèse de doctorat de l'Université d'Orléans, France.
 - LECROQ, T., 1995, Experimental results on string matching algorithms, *Software – Practice & Experience* 25(7):727-765.
 - SEDGEWICK, R., 1988, *Algorithms*, Chapter 19, pp. 277–292, Addison-Wesley Publishing Company.
 - SEDGEWICK, R., 1992, *Algorithms in C*, Chapter 19, Addison-Wesley Publishing Company.
 - STEPHEN, G.A., 1994, *String Searching Algorithms*, World Scientific.
 - WATSON, B.W., 1995, *Taxonomies and Toolkits of Regular Language Algorithms*, PhD Thesis, Eindhoven University of Technology, The Netherlands.
 - WIRTH, N., 1986, *Algorithms & Data Structures*, Chapter 1, pp. 17–72, Prentice-Hall.

15 Turbo-BM algorithm

15.1 Main Features

- variant of the Boyer-Moore algorithm;
- no extra preprocessing needed with respect to the Boyer-Moore algorithm;
- constant extra space needed with respect to the Boyer-Moore algorithm;
- preprocessing phase in $O(m + \sigma)$ time and space complexity;
- searching phase in $O(n)$ time complexity;
- $2n$ text character comparisons in the worst case.

15.2 Description

The Turbo-BM algorithm is an amelioration of the Boyer-Moore algorithm (see chapter 14). It needs no extra preprocessing and requires only a constant extra space with respect to the original Boyer-Moore algorithm. It consists in remembering the factor of the text that matched a suffix of the pattern during the last attempt (and only if a good-suffix shift was performed).

This technique presents two advantages:

- it is possible to jump over this factor;
- it can enable to perform a *turbo-shift*.

A turbo-shift can occur if during the current attempt the suffix of the pattern that matches the text is shorter than the one remembered from the preceding attempt. In this case let us call u the remembered factor and v the suffix matched during the current attempt such that uzv is a suffix of x . Let a and b be the characters that cause the mismatch during the current attempt in the pattern and the text respectively. Then av is a suffix of x , and thus of u since $|v| < |u|$. The two characters a and

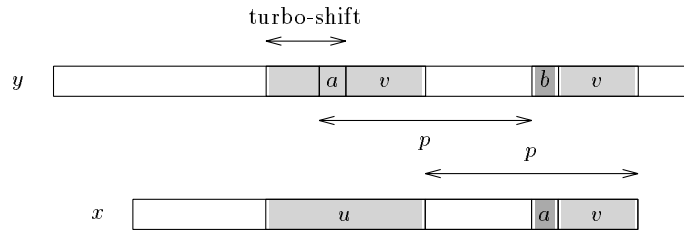


Figure 15.1 A turbo-shift can apply when $|v| < |u|$.

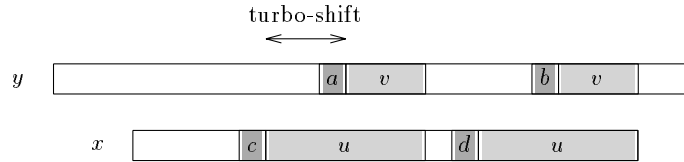


Figure 15.2 $c \neq d$ so they cannot be aligned with the same character in v .

b occur at distance p in the text, and the suffix of x of length $|uzv|$ has a period of length $p = |zv|$ since u is a border of uzv , thus it cannot overlap both occurrences of two different characters a and b , at distance p , in the text. The smallest shift possible has length $|u| - |v|$, which we call a turbo-shift (see figure 15.1).

Still in the case where $|v| < |u|$ if the length of the bad-character shift is larger than the length of the good-suffix shift and the length of the turbo-shift then the length of the actual shift must be greater or equal to $|u| + 1$. Indeed (see figure 15.2), in this case the two characters c and d are different since we assumed that the previous shift was a good-suffix shift. Then a shift greater than the turbo-shift but smaller than $|u| + 1$ would align c and d with a same character in v . Thus if this case the length of the actual shift must be at least equal to $|u| + 1$.

The preprocessing phase can be performed in $O(m + \sigma)$ time and space complexity. The searching phase is in $O(n)$ time complexity. The number of text character comparisons performed by the Turbo-BM algorithm is bounded by $2n$.

15.3 The C code

The functions `preBmBc` and `preBmGs` are given chapter 14.

In the `TBM` function, the variable `u` memorizes the length of the suffix matched during the previous attempt and the variable `v` memorizes the length of the suffix matched during the current attempt.

```

void TBM(char *x, int m, char *y, int n) {
    int bcShift, i, j, shift, u, v, turboShift,
        bmGs[XSIZE], bmBc[ASIZE];

    /* Preprocessing */
    preBmGs(x, m, bmGs);
    preBmBc(x, m, bmBc);

    /* Searching */
    j = u = 0;
    shift = m;
    while (j <= n - m) {
        i = m - 1;
        while (i >= 0 && x[i] == y[i + j]) {
            --i;
            if (u != 0 && i == m - 1 - shift)
                i -= u;
        }
        if (i < 0) {
            OUTPUT(j);
            shift = bmGs[0];
            u = m - shift;
        }
        else {
            v = m - 1 - i;
            turboShift = u - v;
            bcShift = bmBc[y[i + j]] - m + 1 + i;
            shift = MAX(turboShift, bcShift);
            shift = MAX(shift, bmGs[i]);
            if (shift == bmGs[i])
                u = MIN(m - shift, v);
            else {
                if (turboShift < bcShift)
                    shift = MAX(shift, u + 1);
                u = 0;
            }
        }
        j += shift;
    }
}

```

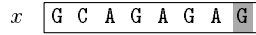
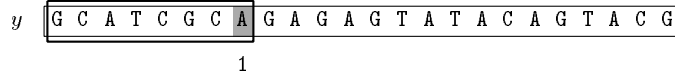
15.4 The example

<i>a</i>	A	C	G	T
<i>bmBc[a]</i>	1	6	2	8

i	0	1	2	3	4	5	6	7
$x[i]$	G	C	A	G	A	G	A	G
$suff[i]$	1	0	0	2	0	4	0	8
$bmGs[i]$	7	7	7	2	7	4	7	1

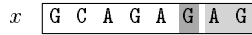
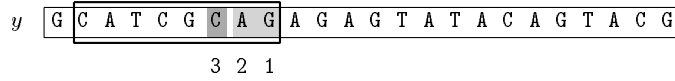
Searching phase

First attempt:



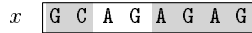
Shift by 1 ($bmGs[7] = bmBc[A] - 7 + 7$)

Second attempt:



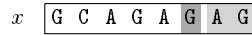
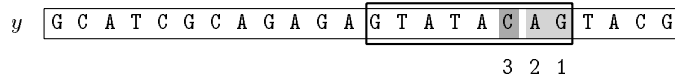
Shift by 4 ($bmGs[5] = bmBc[C] - 7 + 5$)

Third attempt:



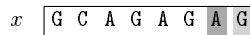
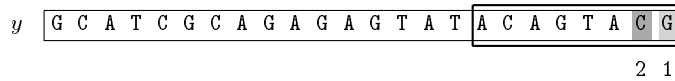
Shift by 7 ($bmGs[0]$)

Fourth attempt:



Shift by 4 ($bmGs[5] = bmBc[C] - 7 + 5$)

Fifth attempt:



Shift by 7 ($bmGs[6]$)

The Turbo-BM algorithm performs 15 text character comparisons on the example.

15.5 References

- CROCHEMORE, M., 1997, Off-line serial exact string searching, in *Pattern Matching Algorithms*, A. Apostolico and Z. Galil ed., Chapter 1, pp 1–53, Oxford University Press.
- CROCHEMORE, M., CZUMAJ, A., GAŚSIENIEC, L., JAROMINEK, S., LECROQ, T., PLANDOWSKI, W., RYTTER, W., 1992, Deux méthodes pour accélérer l'algorithme de Boyer-Moore, in *Théorie des Automates et Applications, Actes des 2^e Journées Franco-Belges*, D. Krob ed., Rouen, France, 1991, pp 45–63, PUR 176, Rouen, France.
- CROCHEMORE, M., CZUMAJ, A., GAŚSIENIEC, L., JAROMINEK, S., LECROQ, T., PLANDOWSKI, W., RYTTER, W., 1994, Speeding up two string matching algorithms, *Algorithmica* **12**(4/5):247–267.
- CROCHEMORE, M., RYTTER, W., 1994, *Text Algorithms*, Oxford University Press.
- LECROQ, T., 1992, *Recherches de mot*, Thèse de doctorat de l'Université d'Orléans, France.
- LECROQ, T., 1995, Experimental results on string matching algorithms, *Software – Practice & Experience* **25**(7):727–765.

16 Apostolico-Giancarlo algorithm

16.1 Main Features

- variant of the Boyer-Moore algorithm;
- preprocessing phase in $O(m + \sigma)$ time and space complexity;
- searching phase in $O(n)$ time complexity;
- $\frac{3}{2}n$ comparisons in the worst case.

16.2 Description

The Boyer-Moore algorithm (see chapter 14) is difficult to analyze because after each attempt it forgets all the characters it has already matched. Apostolico and Giancarlo designed an algorithm which remembers the length of the longest suffix of the pattern ending at the right position of the window at the end of each attempt. These information are stored in a table *skip*. Let us assume that during an attempt at a position less than j the algorithm has matched a suffix of x of length k at position $i + j$ with $0 < i < m$ then $skip[i + j]$ is equal to k . Let $suff[i]$, for $0 \leq i < m$ be equal to the length of the longest suffix of x ending at the position i in x (see chapter 14). During the attempt at position j , if the algorithm compares successfully the factor of the text $y[i + j + 1..j + m - 1]$ then four cases arise:

Case 1: $k > suff[i]$ and $suff[i] = i + 1$. It means that an occurrence of x is found at position j and $skip[j + m - 1]$ is set to m (see figure 16.1).

A shift of length $per(x)$ is performed.

Case 2: $k > suff[i]$ and $suff[i] \leq i$. It means that a mismatch occurs between characters $x[i - suff[i]]$ and $y[i + j - suff[i]]$ and $skip[j + m - 1]$ is set to $m - 1 - i + suff[i]$ (see figure 16.2). A shift is performed using $bmBc[y[i + j - suff[i]]]$ and $bmGs[i - suff[i] + 1]$.

Case 3: $k < suff[i]$. It means that a mismatch occurs between characters

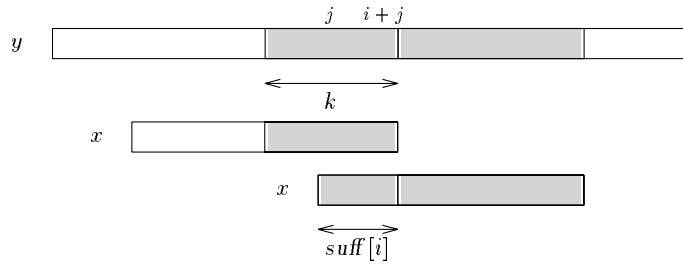


Figure 16.1 Case 1, $k > \text{suff}[i]$ and $\text{suff}[i] = i + 1$, an occurrence of x is found.

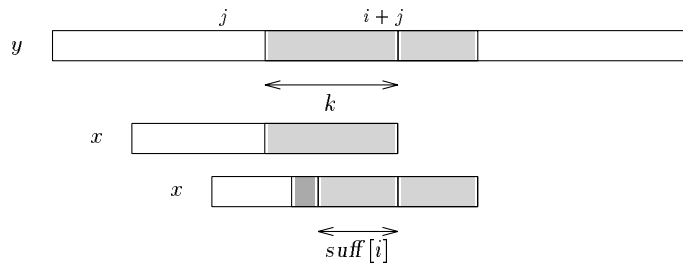


Figure 16.2 Case 2, $k > \text{suff}[i]$ and $\text{suff}[i] \leq i$, a mismatch occurs between $y[i + j - \text{suff}[i]]$ and $x[i - \text{suff}[i]]$.

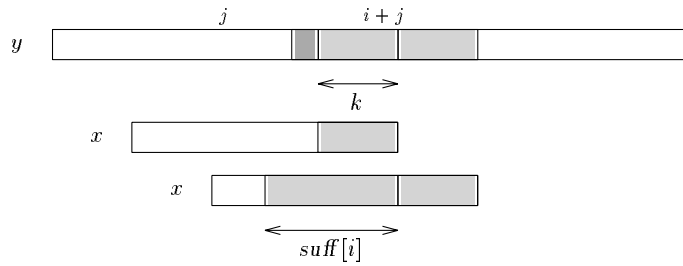


Figure 16.3 Case 3, $k < \text{suff}[i]$ a mismatch occurs between $y[i + j - k]$ and $x[i - k]$.

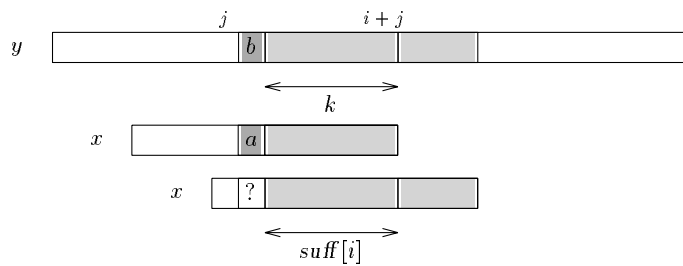


Figure 16.4 Case 4, $k = \text{suff}[i]$ and $a \neq b$.

$x[i - k]$ and $y[i + j - k]$ and $skip[j + m - 1]$ is set to $m - 1 - i + k$ (see figure 16.3). A shift is performed using $bmBc[y[i + j - k]]$ and $bmGs[i - k + 1]$.

Case 4: $k = suff[i]$. This is the only case where a “jump” has to be done over the text factor $y[i + j - k + 1 .. i + j]$ in order to resume the comparisons between the characters $y[i + j - k]$ and $x[i - k]$ (see figure 16.4).

In each case the only information which is needed is the length of the longest suffix of x ending at position i on x .

The Apostolico-Giancarlo algorithm use two data structures:

- a table *skip* which is updated at the end of each attempt j in the following way:

$$skip[j + m - 1] = \max\{ k : x[m - k .. m - 1] = y[j + m - k .. j + m - 1] \}$$
- the table *suff* used during the computation of the table *bmGs*:

$$\text{for } 1 \leq i < m, suff[i] = \max\{k : x[i - k + 1 .. i] = x[m - k, m - 1]\}$$

The complexity in space and time of the preprocessing phase of the Apostolico-Giancarlo algorithm is the same than for the Boyer-Moore algorithm: $O(m + \sigma)$.

During the search phase only the last m informations of the table *skip* are needed at each attempt so the size of the table *skip* can be reduced to $O(m)$. The Apostolico-Giancarlo algorithm performs in the worst case at most $\frac{3}{2}n$ text character comparisons.

16.3 The C code

The functions `preBmBc` and `preBmGs` are given chapter 14. It is enough to add the table *suff* as a parameter to the function `preBmGs` to get the correct values in the function `AG`.

```
void AG(char *x, int m, char *y, int n) {
    int i, j, k, s, shift,
        bmGs[XSIZE], skip[XSIZE], suff[XSIZE], bmBc[ASIZE];

    /* Preprocessing */
    preBmGs(x, m, bmGs, suff);
    preBmBc(x, m, bmBc);
    memset(skip, 0, m*sizeof(int));

    /* Searching */
    j = 0;
    while (j <= n - m) {
        i = m - 1;
        while (i >= 0) {
```

```

    k = skip[i];
    s = suff[i];
    if (k > 0)
        if (k > s) {
            if (i + 1 == s)
                i = (-1);
            else
                i -= s;
            break;
        }
        else {
            i -= k;
            if (k < s)
                break;
        }
    else {
        if (x[i] == y[i + j])
            --i;
        else
            break;
    }
}
if (i < 0) {
    OUTPUT(j);
    skip[m - 1] = m;
    shift = bmGs[0];
}
else {
    skip[m - 1] = m - 1 - i;
    shift = MAX(bmGs[i], bmBc[y[i + j]] - m + 1 + i);
}
j += shift;
memcpy(skip, skip + shift, (m - shift)*sizeof(int));
memset(skip + m - shift, 0, shift*sizeof(int));
}
}

```

16.4 The example

<i>a</i>	A	C	G	T
<i>bmBc[a]</i>	1	6	2	8

i	0	1	2	3	4	5	6	7
$x[i]$	G	C	A	G	A	G	A	G
$suff[i]$	1	0	0	2	0	4	0	8
$bmGs[i]$	7	7	7	2	7	4	7	1

Searching phase

First attempt:

y G C A T C G C A G A G A G T A T A C A G T A C G

1

x G C A G A G A G

Shift by 1 ($bmGs[7] = bmBc[A] - 7 + 7$)

Second attempt:

y G C A T C G C A G A G A G T A T A C A G T A C G

3 2 1

x G C A G A G A G

Shift by 4 ($bmGs[5] = bmBc[C] - 7 + 5$)

Third attempt:

y G C A T C G C A G A G A G T A T A C A G T A C G

6 5 4 3 2 1

x G C A G A G A G

Shift by 7 ($bmGs[0]$)

Fourth attempt:

y G C A T C G C A G A G A G T A T A C A G T A C G

3 2 1

x G C A G A G A G

Shift by 4 ($bmGs[5] = bmBc[C] - 7 + 5$)

Fifth attempt:

y G C A T C G C A G A G A G T A T A C A G T A C G

2 1

x G C A G A G A G

Shift by 7 ($bmGs[6]$)

The Apostolico-Giancarlo algorithm performs 15 text character comparisons on the example.

16.5 References

- APOSTOLICO, A., GIANCARLO, R., 1992, The Boyer-Moore-Galil string searching strategies revisited, *SIAM Journal on Computing*, **15** (1):98–105.
- CROCHEMORE, M., LECROQ, T., 1997, Tight bounds on the complexity of the Apostolico-Giancarlo algorithm, *Information Processing Letters* **63**(4):195–203.
- CROCHEMORE, M., RYTTER, W., 1994, *Text Algorithms*, Oxford University Press.
- GUSFIELD, D., 1997, *Algorithms on strings, trees, and sequences: Computer Science and Computational Biology*, Cambridge University Press.
- LECROQ, T., 1992, *Recherches de mot*, Thèse de doctorat de l'Université d'Orléans, France.
- LECROQ, T., 1995, Experimental results on string matching algorithms, *Software – Practice & Experience* **25**(7):727–765.

17 Reverse Colussi algorithm

17.1 Main features

- refinement of the Boyer-Moore algorithm;
- partitions the set of pattern positions into two disjoint subsets;
- preprocessing phase in $O(m^2)$ time and $O(m \times \sigma)$ space complexity;
- searching phase in $O(n)$ time complexity;
- $2n$ text character comparisons in the worst case.

17.2 Description

The character comparisons are done using a specific order given by a table h .

For each integer i such that $0 \leq i \leq m$ we define two disjoint sets:

$$Pos(i) = \{k : 0 \leq k \leq i \text{ and } x[i] = x[i - k]\}$$

$$Neg(i) = \{k : 0 \leq k \leq i \text{ and } x[i] \neq x[i - k]\}$$

For $1 \leq k \leq m$, let $hmin[k]$ be the minimum integer ℓ such that $\ell \geq k - 1$ and $k \notin Neg(i)$ for all i such that $\ell < i \leq m - 1$.

For $0 \leq \ell \leq m - 1$, let $kmin[\ell]$ be the minimum integer k such that $hmin[k] = \ell \geq k$ if any such k exists and $kmin[\ell] = 0$ otherwise.

For $0 \leq \ell \leq m - 1$, let $rmin[\ell]$ be the minimum integer k such that $r > \ell$ and $hmin[r] = r - 1$.

The value of $h[0]$ is set to $m - 1$.

After that we choose in increasing order of $kmin[\ell]$, all the indexes $h[1], \dots, h[d]$ such that $kmin[h[i]] \neq 0$ and we set $rcGs[i]$ to $kmin[h[i]]$ for $1 \leq i \leq d$.

Then we choose the indexes $h[d + 1], \dots, h[m - 1]$ in increasing order and we set $rcGs[i]$ to $rmin[h[i]]$ for $d < i < m$.

The value of $rcGs[m]$ is set to the period of x .

The table $rcBc$ is defined as follows:

$$rcBc[a, s] = \min\{k : (k = m \text{ or } x[m - k - 1] = a) \text{ and} \\ (k > m - s - 1 \text{ or} \\ x[m - k - s - 1] = x[m - s - 1])\}$$

To compute the table $rcBc$ we define: for each $c \in \Sigma$, $locc[c]$ is the index of the rightmost occurrence of c in $x[0..m-2]$ ($locc[c]$ is set to -1 if c does not occur in $x[0..m-2]$).

A table $link$ is used to link downward all the occurrences of each pattern character.

The preprocessing phase can be performed in $O(m^2)$ time and $O(m \times \sigma)$ space complexity. The searching phase is in $O(n)$ time complexity.

17.3 The C code

```
void preRc(char *x, int m, int h[],
           int rcBc[ASIZE][XSIZE], int rcGs[]) {
    int a, i, j, k, q, r, s,
        hmin[XSIZE], kmin[XSIZE], link[XSIZE],
        locc[ASIZE], rmin[XSIZE];

    /* Computation of link and locc */
    for (a = 0; a < ASIZE; ++a)
        locc[a] = -1;
    link[0] = -1;
    for (i = 0; i < m - 1; ++i) {
        link[i + 1] = locc[x[i]];
        locc[x[i]] = i;
    }

    /* Computation of rcBc */
    for (a = 0; a < ASIZE; ++a)
        for (s = 1; s <= m; ++s) {
            i = locc[a];
            j = link[m - s];
            while (i - j != s && j >= 0)
                if (i - j > s)
                    i = link[i + 1];
                else
                    j = link[j + 1];
            while (i - j > s)
                i = link[i + 1];
            rcBc[a][s] = m - i - 1;
        }
}
```



```

/* Computation of hmin */
k = 1;
i = m - 1;
while (k <= m) {
    while (i - k >= 0 && x[i - k] == x[i])
        --i;
    hmin[k] = i;
    q = k + 1;
    while (hmin[q - k] - (q - k) > i) {
        hmin[q] = hmin[q - k];
        ++q;
    }
    i += (q - k);
    k = q;
    if (i == m)
        i = m - 1;
}

/* Computation of kmin */
memset(kmin, 0, m * sizeof(int));
for (k = m; k > 0; --k)
    kmin[hmin[k]] = k;

/* Computation of rmin */
for (i = m - 1; i >= 0; --i) {
    if (hmin[i + 1] == i)
        r = i + 1;
    rmin[i] = r;
}

/* Computation of rcGs */
i = 1;
for (k = 1; k <= m; ++k)
    if (hmin[k] != m - 1 && kmin[hmin[k]] == k) {
        h[i] = hmin[k];
        rcGs[i++] = k;
    }
i = m - 1;
for (j = m - 2; j >= 0; --j)
    if (kmin[j] == 0) {
        h[i] = j;
        rcGs[i--] = rmin[j];
    }
rcGs[m] = rmin[0];
}

```

```

void RC(char *x, int m, char *y, int n) {
    int i, j, s, rcBc[ASIZE][XSIZE], rcGs[XSIZE], h[XSIZE];

    /* Preprocessing */
    preRc(x, m, h, rcBc, rcGs);

    /* Searching */
    j = 0;
    s = m;
    while (j <= n - m) {
        while (j <= n - m && x[m - 1] != y[j + m - 1]) {
            s = rcBc[y[j + m - 1]][s];
            j += s;
        }
        for (i = 1; i < m && x[h[i]] == y[j + h[i]]; ++i);
        if (i >= m)
            OUTPUT(j);
        s = rcGs[i];
        j += s;
    }
}

```

17.4 The example

<i>a</i>	A	C	G	T
<i>locc[a]</i>	6	1	5	-1

<i>rcBc</i>	1	2	3	4	5	6	7	8
A	8	5	5	3	3	3	1	1
C	8	6	6	6	6	6	6	6
G	2	2	2	4	4	2	2	2
T	8	8	8	8	8	8	8	8

<i>i</i>	0	1	2	3	4	5	6	7	8
<i>x[i]</i>	G	C	A	G	A	G	A	G	
<i>link[i]</i>	-1	-1	-1	-1	0	2	3	4	
<i>hmin[i]</i>	0	7	3	7	5	5	7	6	7
<i>kmin[i]</i>	0	0	0	2	0	4	7	1	0
<i>rmin[i]</i>	7	7	7	7	7	7	7	8	0
<i>rcGs[i]</i>	0	2	4	7	7	7	7	7	7
<i>h[i]</i>		3	5	6	0	1	2	4	

Searching phase

First attempt:

y G C A T C G C A G A G A G T A T A C A G T A C G
1

x G C A G A G A G

Shift by 1 ($rcBc[A][8]$)

Second attempt:

y G C A T C G C A G A G A G T A T A C A G T A C G
2 1

x G C A G A G A G

Shift by 2 ($rcGs[1]$)

Third attempt:

y G C A T C G C A G A G A G T A T A C A G T A C G
2 1

x G C A G A G A G

Shift by 2 ($rcGs[1]$)

Fourth attempt:

y G C A T C G C A G A G A G T A T A C A G T A C G
5 6 7 2 8 3 4 1

x G C A G A G A G

Shift by 7 ($rcGs[8]$)

Fifth attempt:

y G C A T C G C A G A G A G T A T A C A G T A C G
2 1

x G C A G A G A G

Shift by 2 ($rcGs[1]$)

Sixth attempt:

y G C A T C G C A G A G A G T A T A C A G T A C G
1

x G C A G A G A G

Shift by 5 ($rcBc[A][2]$)

The Reverse-Colussi algorithm performs 16 text character comparisons on the example.

17.5 References

- COLUSSI, L., 1994, Fastest pattern matching in strings, *Journal of Algorithms*. **16**(2):163–189.

18 Horspool algorithm

18.1 Main Features

- simplification of the Boyer-Moore algorithm;
- uses only the bad-character shift;
- easy to implement;
- preprocessing phase in $O(m + \sigma)$ time and $O(\sigma)$ space complexity;
- searching phase in $O(m \times n)$ time complexity;
- the average number of comparisons for one text character is between $1/\sigma$ and $2/(\sigma + 1)$.

18.2 Description

The bad-character shift used in the Boyer-Moore algorithm (see chapter 14) is not very efficient for small alphabets, but when the alphabet is large compared with the length of the pattern, as it is often the case with the ASCII table and ordinary searches made under a text editor, it becomes very useful. Using it alone produces a very efficient algorithm in practice. Horspool proposed to use only the bad-character shift of the rightmost character of the window to compute the shifts in the Boyer-Moore algorithm. The preprocessing phase is in $O(m + \sigma)$ time and $O(\sigma)$ space complexity.

The searching phase has a quadratic worst case but it can be proved that the average number of comparisons for one text character is between $1/\sigma$ and $2/(\sigma + 1)$.

- and complexity, J. van Leeuwen ed., Chapter 5, pp 255–300, Elsevier, Amsterdam.
- BAEZA-YATES, R.A., RÉGNIER, M., 1992, Average running time of the Boyer-Moore-Horspool algorithm, *Theoretical Computer Science* **92**(1): 19–31.
 - BEAUQUIER, D., BERSTEL, J., CHRÉTIENNE, P., 1992, *Éléments d'algorithmique*, Chapter 10, pp 337–377, Masson, Paris.
 - CROCHEMORE, M., HANCART, C., 1999, Pattern Matching in Strings, in *Algorithms and Theory of Computation Handbook*, M.J. Atallah ed., Chapter 11, pp 11-1–11-28, CRC Press Inc., Boca Raton, FL.
 - HANCART, C., 1993, *Analyse exacte et en moyenne d'algorithmes de recherche d'un motif dans un texte*, Thèse de doctorat de l'Université de Paris 7, France.
 - HORSPOOL, R.N., 1980, Practical fast searching in strings, *Software – Practice & Experience*, **10**(6):501–506.
 - LECROQ, T., 1995, Experimental results on string matching algorithms, *Software – Practice & Experience* **25**(7):727–765.
 - STEPHEN, G.A., 1994, *String Searching Algorithms*, World Scientific.

19 Quick Search algorithm

19.1 Main Features

- simplification of the Boyer-Moore algorithm;
- uses only the bad-character shift;
- easy to implement;
- preprocessing phase in $O(m + \sigma)$ time and $O(\sigma)$ space complexity;
- searching phase in $O(m \times n)$ time complexity;
- very fast in practice for short patterns and large alphabets.

19.2 Description

The Quick Search algorithm uses only the bad-character shift table (see chapter 14). After an attempt where the window is positioned on the text factor $y[j..j+m-1]$, the length of the shift is at least equal to one. So, the character $y[j+m]$ is necessarily involved in the next attempt, and thus can be used for the bad-character shift of the current attempt. The bad-character shift of the present algorithm is slightly modified to take into account the last character of x as follows: for $c \in \Sigma$

$$qsBc[c] = \begin{cases} \min\{i : 0 \leq i < m \text{ and } x[m-1-i] = c\} & \text{if } c \text{ occurs in } x \\ m & \text{otherwise} \end{cases}$$

The preprocessing phase is in $O(m + \sigma)$ time and $O(\sigma)$ space complexity.

During the searching phase the comparisons between pattern and text characters during each attempt can be done in any order. The searching phase has a quadratic worst case time complexity but it has a good practical behaviour.

19.3 The C code

```

void preQsBc(char *x, int m, int qsBc[]) {
    int i;

    for (i = 0; i < ASIZE; ++i)
        qsBc[i] = m + 1;
    for (i = 0; i < m; ++i)
        qsBc[x[i]] = m - i;
}

void QS(char *x, int m, char *y, int n) {
    int j, qsBc[ASIZE];

    /* Preprocessing */
    preQsBc(x, m, qsBc);

    /* Searching */
    j = 0;
    while (j <= n - m) {
        if (memcmp(x, y + j, m) == 0)
            OUTPUT(j);
        j += qsBc[y[j + m]];          /* shift */
    }
}

```

19.4 The example

<i>a</i>	A	C	G	T
<i>qsBc[a]</i>	2	7	1	9

Searching phase

First attempt:

```

y  G C A T C G C A G A G A G T A T A C A G T A C G
   1 2 3 4
x  G C A G A G A G

```

Shift by 1 (*qsBc*[G])

- SUNDAY, D.M., 1990, A very fast substring search algorithm, *Communications of the ACM* **33**(8):132–142.

20 Tuned Boyer-Moore algorithm

20.1 Main Features

- simplification of the Boyer-Moore algorithm;
- easy to implement;
- very fast in practice.

20.2 Description

The Tuned Boyer-Moore is a implementation of a simplified version of the Boyer-Moore algorithm which is very fast in practice. The most costly part of a string-matching algorithm is to check whether the character of the pattern match the character of the window. To avoid doing this part too often, it is possible to unrolled several shifts before actually comparing the characters. The algorithm used the bad-character shift function to find $x[m - 1]$ in y and keep on shifting until finding it, doing blindly three shifts in a row. This required to save the value of $bmBc[x[m - 1]]$ in a variable *shift* and then to set $bmBc[x[m - 1]]$ to 0. This required also to add m occurrences of $x[m - 1]$ at the end of y . When $x[m - 1]$ is found the $m - 1$ other characters of the window are checked and a shift of length *shift* is applied.

The comparisons between pattern and text characters during each attempt can be done in any order. This algorithm has a quadratic worst-case time complexity but a very good practical behaviour.

20.3 The C code

The function `preBmBc` is given chapter 14.

```
void TUNEDBM(char *x, int m, char *y, int n) {
    int j, k, shift, bmBc[ASIZE];

    /* Preprocessing */
    preBmBc(x, m, bmBc);
    shift = bmBc[x[m - 1]];
    bmBc[x[m - 1]] = 0;
    memset(y + n, x[m - 1], m);

    /* Searching */
    j = 0;
    while (j < n) {
        k = bmBc[y[j + m - 1]];
        while (k != 0) {
            j += k; k = bmBc[y[j + m - 1]];
            j += k; k = bmBc[y[j + m - 1]];
            j += k; k = bmBc[y[j + m - 1]];
        }
        if (memcmp(x, y + j, m - 1) == 0 && j < n)
            OUTPUT(j);
        j += shift; /* shift */
    }
}
```

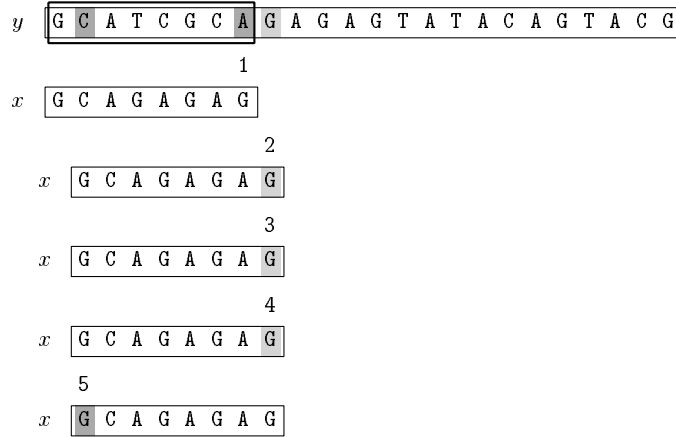
20.4 The example

<i>a</i>	A	C	G	T
<i>bmBc[a]</i>	1	6	0	8

shift = 2

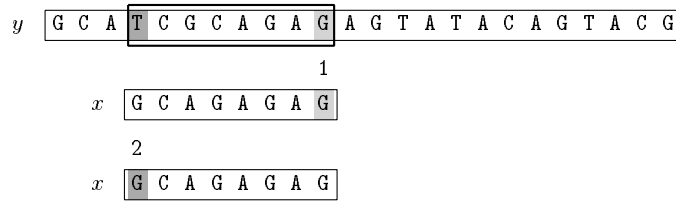
Searching phase

First attempt:



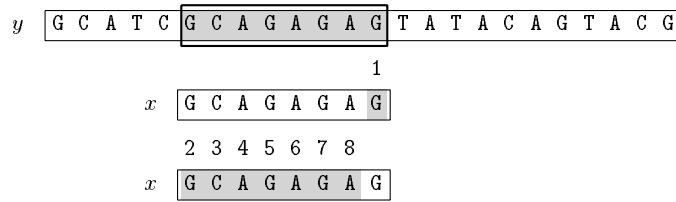
Shift by 2 (*shift*)

Second attempt:



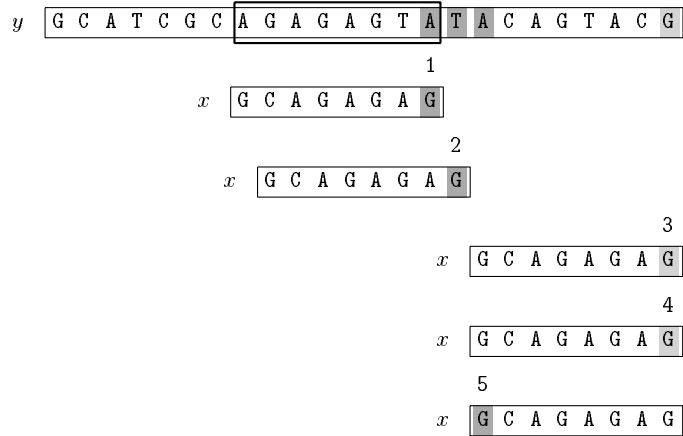
Shift by 2 (*shift*)

Third attempt:



Shift by 2 (*shift*)

Fourth attempt:



Shift by 2 (*shift*)

The Tuned Boyer-Moore algorithm performs 11 text character comparisons and 11 text character inspections on the example.

20.5 References

- HUME, A., SUNDAY, D.M., 1991, Fast string searching, *Software – Practice & Experience* **21**(11):1221–1248.
- STEPHEN, G.A., 1994, *String Searching Algorithms*, World Scientific.

21 Zhu-Takaoka algorithm

21.1 Main features

- variant of the Boyer-Moore algorithm;
- uses two consecutive text characters to compute the bad-character shift;
- preprocessing phase in $O(m + \sigma^2)$ time and space complexity;
- searching phase in $O(m \times n)$ time complexity.

21.2 Description

Zhu and Takaoka designed an algorithm which performs the shift by considering the bad-character shift (see chapter 14) for two consecutive text characters. During the searching phase the comparisons are performed from right to left and when the window is positioned on the text factor $y[j \dots j + m - 1]$ and a mismatch occurs between $x[m - k]$ and $y[j + m - k]$ while $x[m - k + 1 \dots m - 1] = y[j + m - k + 1 \dots j + m - 1]$ the shift is performed with the bad-character shift for text characters $y[j + m - 2]$ and $y[j + m - 1]$. The good-suffix shift table is also used to compute the shifts.

The preprocessing phase of the algorithm consists in computing for each pair of characters (a, b) with $a, b \in \Sigma$ the rightmost occurrence of ab in $x[0 \dots m - 2]$.

For $a, b \in \Sigma$:

$$ztBc[a, b] = k \Leftrightarrow \begin{cases} k < m - 2 & \text{and } x[m - k .. m - k + 1] = ab \\ & \text{and } ab \text{ does not occur} \\ & \text{in } x[m - k + 2 .. m - 2] , \\ \text{or} \\ k = m - 1 & x[0] = b \text{ and } ab \text{ does not occur} \\ & \text{in } x[0 .. m - 2] , \\ \text{or} \\ k = m & x[0] \neq b \text{ and } ab \text{ does not occur} \\ & \text{in } x[0 .. m - 2] . \end{cases}$$

It also consists in computing the table *bmGs* (see chapter 14). The preprocessing phase is in $O(m + \sigma^2)$ time and space complexity.

The searching phase has a quadratic worst case.

21.3 The C code

The function `preBmGs` is given chapter 14.

```
void preZtBc(char *x, int m, int ztBc[ASIZE][ASIZE]) {
    int i, j;

    for (i = 0; i < ASIZE; ++i)
        for (j = 0; j < ASIZE; ++j)
            ztBc[i][j] = m;
    for (i = 0; i < ASIZE; ++i)
        ztBc[i][x[0]] = m - 1;
    for (i = 1; i < m - 1; ++i)
        ztBc[x[i - 1]][x[i]] = m - 1 - i;
}

void ZT(char *x, int m, char *y, int n) {
    int i, j, ztBc[ASIZE][ASIZE], bmGs[XSIZE];

    /* Preprocessing */
    preZtBc(x, m, ztBc);
    preBmGs(x, m, bmGs);

    /* Searching */
    j = 0;
    while (j <= n - m) {
        i = m - 1;
        while (i < m && x[i] == y[i + j])
            --i;
    }
}
```

```

    if (i < 0) {
        OUTPUT(j);
        j += bmGs[0];
    }
    else
        j += MAX(bmGs[i],
                 ztBc[y[j + m - 2]][y[j + m - 1]]);
}
}

```

21.4 The example

<i>ztBc</i>	A	C	G	T
A	8	8	2	8
C	5	8	7	8
G	1	6	7	8
T	8	8	7	8

<i>i</i>	0	1	2	3	4	5	6	7
$x[i]$	G	C	A	G	A	G	A	G
$bmGs[i]$	7	7	7	2	7	4	7	1

Searching phase

First attempt:

y G C A T C G C A G A G A G T A T A C A G T A C G

1

x G C A G A G A G

Shift by 5 ($ztBc[C][A]$)

Second attempt:

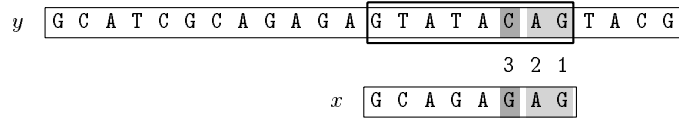
y G C A T C G C A G A G A G T A T A C A G T A C G

8 7 6 5 4 3 2 1

x G C A G A G A G

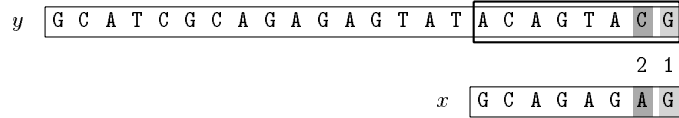
Shift by 7 ($bmGs[0]$)

Third attempt:



Shift by 4 ($bmGs[6]$)

Fourth attempt:



Shift by 7 ($bmGs[7] = ztBc[c][G]$)

The Zhu-Takaoka algorithm performs 14 text character comparisons on the example.

21.5 References

- ZHU, R.F., TAKAOKA, T., 1987, On improving the average case of the Boyer-Moore string matching algorithm, *Journal of Information Processing* **10**(3):173–177.

22 Berry-Ravindran algorithm

22.1 Main features

- hybrid of the Quick Search and Zhu-Takaoka algorithms;
- preprocessing phase in $O(m + \sigma^2)$ space and time complexity;
- searching phase in $O(m \times n)$ time complexity.

22.2 Description

Berry and Ravindran designed an algorithm which performs the shifts by considering the bad-character shift (see chapter 14) for the two consecutive text characters immediately to the right of the window.

The preprocessing phase of the algorithm consists in computing for each pair of characters (a, b) with $a, b \in \Sigma$ the rightmost occurrence of ab in axb . For $a, b \in \Sigma$

$$brBc[a, b] = \min \begin{cases} 1 & \text{if } x[m-1] = a \text{ ,} \\ m-i+1 & \text{if } x[i]x[i+1] = ab \text{ ,} \\ m+1 & \text{if } x[0] = b \text{ ,} \\ m+2 & \text{otherwise .} \end{cases}$$

The preprocessing phase is in $O(m + \sigma^2)$ space and time complexity.

After an attempt where the window is positioned on the text factor $y[j \dots j+m-1]$ a shift of length $brBc[y[j+m], y[j+m+1]]$ is performed. The text character $y[n]$ is equal to the null character and $y[n+1]$ is set to this null character in order to be able to compute the last shifts of the algorithm.

The searching phase of the Berry-Ravindran algorithm has a $O(m \times n)$ time complexity.

22.3 The C code

```

void preBrBc(char *x, int m, int brBc[ASIZE][ASIZE]) {
    int a, b, i;

    for (a = 0; a < ASIZE; ++a)
        for (b = 0; b < ASIZE; ++b)
            brBc[a][b] = m + 2;
    for (a = 0; a < ASIZE; ++a)
        brBc[a][x[0]] = m + 1;
    for (i = 0; i < m - 1; ++i)
        brBc[x[i]][x[i + 1]] = m - i;
    for (a = 0; a < ASIZE; ++a)
        brBc[x[m - 1]][a] = 1;
}

void BR(char *x, int m, char *y, int n) {
    int j, brBc[ASIZE][ASIZE];

    /* Preprocessing */
    preBrBc(x, m, brBc);

    /* Searching */
    y[n + 1] = '\0';
    j = 0;
    while (j <= n - m) {
        if (memcmp(x, y + j, m) == 0)
            OUTPUT(j);
        j += brBc[y[j + m]][y[j + m + 1]];
    }
}

```

22.4 The example

<i>brBc</i>	A	C	G	T	*
A	10	10	2	10	10
C	7	10	9	10	10
G	1	1	1	1	1
T	10	10	9	10	10
*	10	10	9	10	10

The star (*) represents any character in $\Sigma \setminus \{A, C, G, T\}$.

Searching phase

First attempt:

y G C A T C G C A G A G A G T A T A C A G T A C G
 1 2 3 4
 x G C A G A G A G

Shift by 1 ($brBc[G][A]$)

Second attempt:

y G C A T C G C A G A G A G T A T A C A G T A C G
 1
 x G C A G A G A G

Shift by 2 ($brBc[A][G]$)

Third attempt:

y G C A T C G C A G A G A G T A T A C A G T A C G
 1
 x G C A G A G A G

Shift by 2 ($brBc[A][G]$)

Fourth attempt:

y G C A T C G C A G A G A G T A T A C A G T A C G
 1 2 3 4 5 6 7 8
 x G C A G A G A G

Shift by 10 ($brBc[T][A]$)

Fifth attempt:

y G C A T C G C A G A G A G T A T A C A G T A C G
 1
 x G C A G A G A G

Shift by 1 ($brBc[G][0]$)

Sixth attempt:

y G C A T C G C A G A G A G T A T A C A G T A C G
 1
 x G C A G A G A G

Shift by 10 ($brBc[0][0]$)

The Berry-Ravindran algorithm performs 16 text character comparisons on the example.

22.5 References

- BERRY, T., RAVINDRAN, S., 1999, A fast string matching algorithm and experimental results, in *Proceedings of the Prague Stringology Club Workshop'99*, J. Holub and M. Šimánek ed., Collaborative Report DC-99-05, Czech Technical University, Prague, Czech Republic, 1999, pp 16-26.

23 Smith algorithm

23.1 Main features

- takes the maximum of the Horspool bad-character shift function and the Quick Search bad-character shift function;
- preprocessing phase in $O(m + \sigma)$ time and $O(\sigma)$ space complexity;
- searching phase in $O(m \times n)$ time complexity.

23.2 Description

Smith noticed that computing the shift with the text character just next the rightmost text character of the window gives sometimes shorter shift than using the rightmost text character of the window. He advised then to take the maximum between the two values.

The preprocessing phase of the Smith algorithm consists in computing the bad-character shift function (see chapter 14) and the Quick Search bad-character shift function (see chapter 19).

The preprocessing phase is in $O(m + \sigma)$ time and $O(\sigma)$ space complexity.

The searching phase of the Smith algorithm has a quadratic worst case time complexity.

23.3 The C code

The function `preBmBc` is given chapter 14 and the function `preQsBc` is given chapter 19.

```
void SMITH(char *x, int m, char *y, int n) {
    int j, bmBc[ASIZE], qsBc[ASIZE];

    /* Preprocessing */
    preBmBc(x, m, bmBc);
    preQsBc(x, m, qsBc);

    /* Searching */
    j = 0;
    while (j <= n - m) {
        if (memcmp(x, y + j, m) == 0)
            OUTPUT(j);
        j += MAX(bmBc[y[j + m - 1]], qsBc[y[j + m]]);
    }
}
```

23.4 The example

<i>a</i>	A	C	G	T
<i>bmBc</i> [<i>a</i>]	1	6	2	8
<i>qsBc</i> [<i>a</i>]	2	7	1	9

Searching phase

First attempt:

```

y  G C A T C G C A G A G A G T A T A C A G T A C G
   1 2 3 4
x  G C A G A G A G
```

Shift by 1 ($bmBc[A] = qsBc[G]$)

Second attempt:

```

y  G C A T C G C A G A G A G T A T A C A G T A C G
   1
x  G C A G A G A G
```

Shift by 2 ($bmBc[G] = qsBc[A]$)

24 Raita algorithm

24.1 Main features

- first compares the last pattern character, then the first and finally the middle one before actually comparing the others;
- performs the shifts like the Horspool algorithm;
- preprocessing phase in $O(m + \sigma)$ time and $O(\sigma)$ space complexity;
- searching phase in $O(m \times n)$ time complexity.

24.2 Description

Raita designed an algorithm which at each attempt first compares the last character of the pattern with the rightmost text character of the window, then if they match it compares the first character of the pattern with the leftmost text character of the window, then if they match it compares the middle character of the pattern with the middle text character of the window. And finally if they match it actually compares the other characters from the second to the last but one, possibly comparing again the middle character.

Raita observed that its algorithm had a good behaviour in practice when searching patterns in English texts and attributed these performance to the existence of character dependencies. Smith made some more experiments and concluded that this phenomenon may rather be due to compiler effects.

The preprocessing phase of the Raita algorithm consists in computing the bad-character shift function (see chapter 14). It can be done in $O(m + \sigma)$ time and $O(\sigma)$ space complexity.

The searching phase of the Raita algorithm has a quadratic worst case time complexity.

24.3 The C code

The function `preBmBc` is given chapter 14.

```
void RAITA(char *x, int m, char *y, int n) {
    int j, bmBc[ASIZE];
    char c, firstCh, *secondCh, middleCh, lastCh;

    /* Preprocessing */
    preBmBc(x, m, bmBc);
    firstCh = x[0];
    secondCh = x + 1;
    middleCh = x[m/2];
    lastCh = x[m - 1];

    /* Searching */
    j = 0;
    while (j <= n - m) {
        c = y[j + m - 1];
        if (lastCh == c && middleCh == y[j + m/2] &&
            firstCh == y[j] &&
            memcmp(secondCh, y + j + 1, m - 2) == 0)
            OUTPUT(j);
        j += bmBc[c];
    }
}
```

24.4 The example

<i>a</i>	A	C	G	T
<i>bmBc</i> [<i>a</i>]	1	6	2	8

Searching phase

First attempt:

```

y  G C A T C G C A G A G A G T A T A C A G T A C G
      1
x  G C A G A G A G
```

Shift by 1 (*bmBc*[A])

The Raita algorithm performs 18 text character comparisons on the example.

24.5 References

- RAITA, T., 1992, Tuning the Boyer-Moore-Horspool string searching algorithm, *Software – Practice & Experience*, **22**(10):879–884.
- SMITH, P.D., 1994, On tuning the Boyer-Moore-Horspool string searching algorithms, *Software – Practice & Experience*, **24**(4):435–436.

25 Reverse Factor algorithm

25.1 Main Features

- uses the suffix automaton of x^R ;
- fast on practice for long patterns and small alphabets;
- preprocessing phase in $O(m)$ time and space complexity;
- searching phase in $O(m \times n)$ time complexity;
- optimal in the average.

25.2 Description

The Boyer-Moore type algorithms match some suffixes of the pattern but it is possible to match some prefixes of the pattern by scanning the character of the window from right to left and then improve the length of the shifts. This is made possible by the use of the smallest suffix automaton (also called DAWG for Directed Acyclic Word Graph) of the reverse pattern. The resulting algorithm is called the Reverse Factor algorithm.

The smallest suffix automaton of a word w is a Deterministic Finite Automaton $\mathcal{S}(w) = (Q, q_0, T, E)$. The language accepted by $\mathcal{S}(w)$ is $\mathcal{L}(\mathcal{S}(w)) = \{u \in \Sigma^* : \exists v \in \Sigma^* \text{ such that } w = vu\}$. The preprocessing phase of the Reverse Factor algorithm consists in computing the smallest suffix automaton for the reverse pattern x^R . It is linear in time and space in the length of the pattern.

During the searching phase, the Reverse Factor algorithm parses the characters of the window from right to left with the automaton $\mathcal{S}(x^R)$, starting with state q_0 . It goes until there is no more transition defined for the current character of the window from the current state of the automaton. At this moment it is easy to know what is the length of the longest prefix of the pattern which has been matched: it corresponds to the length of the path taken in $\mathcal{S}(x^R)$ from the start state q_0 to the last

final state encountered. Knowing the length of this longest prefix, it is trivial to compute the right shift to perform.

The Reverse Factor algorithm has a quadratic worst case time complexity but it is optimal in average. It performs $O(n \times (\log_{\sigma} m)/m)$ inspections of text characters on the average reaching the best bound shown by Yao in 1979.

25.3 The C code

All the functions to create and manipulate a data structure suitable for a suffix automaton are given section 1.5.

```
void buildSuffixAutomaton(char *x, int m, Graph aut) {
    int i, art, init, last, p, q, r;
    char c;

    init = getInitial(aut);
    art = newVertex(aut);
    setSuffixLink(aut, init, art);
    last = init;
    for (i = 0; i < m; ++i) {
        c = x[i];
        p = last;
        q = newVertex(aut);
        setLength(aut, q, getLength(aut, p) + 1);
        setPosition(aut, q, getPosition(aut, p) + 1);
        while (p != init &&
            getTarget(aut, p, c) == UNDEFINED) {
            setTarget(aut, p, c, q);
            setShift(aut, p, c, getPosition(aut, q) -
                getPosition(aut, p) - 1);
            p = getSuffixLink(aut, p);
        }
        if (getTarget(aut, p, c) == UNDEFINED) {
            setTarget(aut, init, c, q);
            setShift(aut, init, c,
                getPosition(aut, q) -
                getPosition(aut, init) - 1);
            setSuffixLink(aut, q, init);
        }
        else
            if (getLength(aut, p) + 1 ==
                getLength(aut, getTarget(aut, p, c)))
                setSuffixLink(aut, q, getTarget(aut, p, c));
            else {
```

```

        r = newVertex(aut);
        copyVertex(aut, r, getTarget(aut, p, c));
        setLength(aut, r, getLength(aut, p) + 1);
        setSuffixLink(aut, getTarget(aut, p, c), r);
        setSuffixLink(aut, q, r);
        while (p != art &&
                getLength(aut, getTarget(aut, p, c)) >=
                getLength(aut, r)) {
            setShift(aut, p, c,
                    getPosition(aut,
                                getTarget(aut, p, c)) -
                                getPosition(aut, p) - 1);
            setTarget(aut, p, c, r);
            p = getSuffixLink(aut, p);
        }
    }
    last = q;
}
setTerminal(aut, last);
while (last != init) {
    last = getSuffixLink(aut, last);
    setTerminal(aut, last);
}
}

```

```

char *reverse(char *x, int m) {
    char *xR;
    int i;

    xR = (char *)malloc((m + 1)*sizeof(char));
    for (i = 0; i < m; ++i)
        xR[i] = x[m - 1 - i];
    xR[m] = '\0';
    return(xR);
}

```

```

int RF(char *x, int m, char *y, int n) {
    int i, j, shift, period, init, state;
    Graph aut;
    char *xR;

    /* Preprocessing */
    aut = newSuffixAutomaton(2*(m + 2), 2*(m + 2)*ASIZE);
}

```

```

xR = reverse(x, m);
buildSuffixAutomaton(xR, m, aut);
init = getInitial(aut);
period = m;

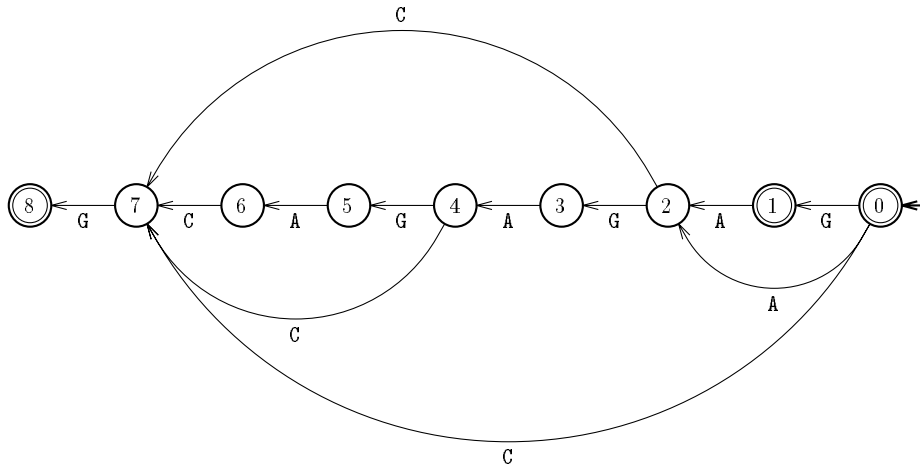
/* Searching */
j = 0;
while (j <= n - m) {
    i = m - 1;
    state = init;
    shift = m;
    while (i + j >= 0 &&
           getTarget(aut, state, y[i + j]) !=
           UNDEFINED) {
        state = getTarget(aut, state, y[i + j]);
        if (isTerminal(aut, state)) {
            period = shift;
            shift = i;
        }
        --i;
    }
    if (i < 0) {
        OUTPUT(j);
        shift = period;
    }
    j += shift;
}
}

```

The test $i + j \geq 0$ in the inner loop of the searching phase of the function `RF` is only necessary during the first attempt, if x occurs at position 0 on y . Thus, in practice, to avoid testing at all the following attempts the first attempt could be distinguished from all the others.

25.4 The example

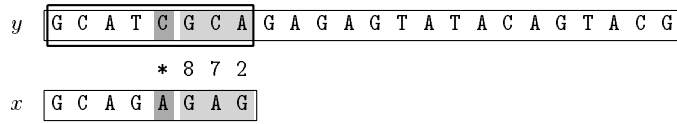
$$\mathcal{L}(\mathcal{S}) = \{GCAGAGAG, GCAGAGA, GCAGAG, GCAGA, GCAG, GCA, GC, G, \varepsilon\}$$



Searching phase

The initial state is 0

First attempt:



Shift by 5 (8-3)

Second attempt:



Shift by 7 (8-1)

Third attempt:

y	G C A T C G C A G A G A	G T A T A C A G	T A C G
		* 7 2 1	
	x	G C A G A G A G	

Shift by 7 (8-1)

The Reverse Factor algorithm performs 17 text character inspections on the example.

25.5 References

- BAEZA-YATES, R.A., NAVARRO G., RIBEIRO-NETO B., 1999, Indexing and Searching, in *Modern Information Retrieval*, Chapter 8, pp 191–228, Addison-Wesley.
- CROCHEMORE, M., CZUMAJ, A., GAŚSIENIEC, L., JAROMINEK, S., LECROQ, T., PLANDOWSKI, W., RYTTER, W., 1992, Deux méthodes pour accélérer l'algorithme de Boyer-Moore, in *Théorie des Automates et Applications, Actes des 2^e Journées Franco-Belges*, D. Krob ed., Rouen, France, 1991, pp 45–63, PUR 176, Rouen, France.
- CROCHEMORE, M., CZUMAJ, A., GAŚSIENIEC, L., JAROMINEK, S., LECROQ, T., PLANDOWSKI, W., RYTTER, W., 1994, Speeding up two string matching algorithms, *Algorithmica* **12**(4/5):247–267.
- CROCHEMORE, M., RYTTER, W., 1994, *Text Algorithms*, Oxford University Press.
- LECROQ, T., 1992, A variation on the Boyer-Moore algorithm, *Theoretical Computer Science* **92**(1):119–144.
- LECROQ, T., 1992, *Recherches de mot*, Thèse de doctorat de l'Université d'Orléans, France.
- LECROQ, T., 1995, Experimental results on string matching algorithms, *Software – Practice & Experience* **25**(7):727–765.
- YAO, A.C., 1979, The complexity of pattern matching for a random string *SIAM Journal on Computing*, **8** (3):368–387.

26 Turbo Reverse Factor algorithm

26.1 Main Features

- refinement of the Reverse Factor algorithm;
- preprocessing phase in $O(m)$ time and space complexity;
- searching phase in $O(n)$ time complexity;
- performs $2n$ text character inspections in the worst case;
- optimal in the average.

26.2 Description

It is possible to make the Reverse Factor algorithm (see chapter 25) linear. It is, in fact, enough to remember the prefix u of x matched during the last attempt. Then during the current attempt when reaching the right end of u , it is easy to show that it is sufficient to read again at most the rightmost half of u . This is made by the Turbo Reverse Factor algorithm.

If a word z is a factor of a word w we define $shift(z, w)$ the displacement of z in w to be the least integer $d > 0$ such that $w[m-d-|z|-1 .. m-d] = z$.

The general situation of the Turbo Reverse Factor algorithm is when a prefix u is found in the text during the last attempt and for the current attempt the algorithm tries to match the factor v of length $m - |u|$ in the text immediately at the right of u . If v is not a factor of x then the shift is computed as in the Reverse Factor algorithm. If v is a suffix of x then an occurrence of x has been found. If v is not a suffix but a factor of x then it is sufficient to scan again the $\min\{per(u), |u|/2\}$ rightmost characters of u . If u is periodic (i.e. $per(u) \leq |u|/2$) let z be the suffix of u of length $per(u)$. By definition of the period z is an acyclic word and then an overlap such as shown in figure 26.1 is impossible.

Thus z can only occur in u at distances multiple of $per(u)$ which

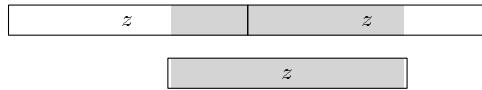


Figure 26.1 Impossible overlap if z is an acyclic word.

implies that the smallest proper suffix of uv which is a prefix of x has a length equal to $|uv| - \text{shift}(zv, x) = m - \text{shift}(zv, x)$. Thus the length of the shift to perform is $\text{shift}(zv, x)$.

If u is not ($\text{per}(u) > |u|/2$), it is obvious that x can not re-occur in the left part of u of length $\text{per}(u)$. It is then sufficient to scan the right part of u of length $|u| - \text{per}(u) < |u|/2$ to find a non defined transition in the automaton. The function shift is implemented directly in the automaton $\mathcal{S}(x)$ without changing the complexity of its construction.

The preprocessing phase consists in building the suffix automaton of x^R . It can be done in $O(m)$ time complexity.

The searching phase is in $O(n)$ time complexity. The Turbo Reverse Factor performs at most $2n$ inspections of text characters and it is also optimal in average performing $O(n \times (\log_{\sigma} m)/m)$ inspections of text characters on the average reaching the best bound shown by Yao in 1979.

26.3 The C code

The function `preMp` is given chapter 6. The functions `reverse` and `buildSuffixAutomaton` are given chapter 25. All the other functions to create and manipulate a data structure suitable for a suffix automaton are given section 1.5.

```
void TRF(char *x, int m, char *y, int n) {
    int period, i, j, shift, u, periodOfU, disp, init,
        state, mu, mpNext[XSIZE + 1];
    char *xR;
    Graph aut;

    /* Preprocessing */
    aut = newSuffixAutomaton(2*(m + 2), 2*(m + 2)*ASIZE);
    xR = reverse(x, m);
    buildSuffixAutomaton(xR, m, aut);
    init = getInitial(aut);
    preMp(x, m, mpNext);
    period = m - mpNext[m];
    i = 0;
    shift = m;
```



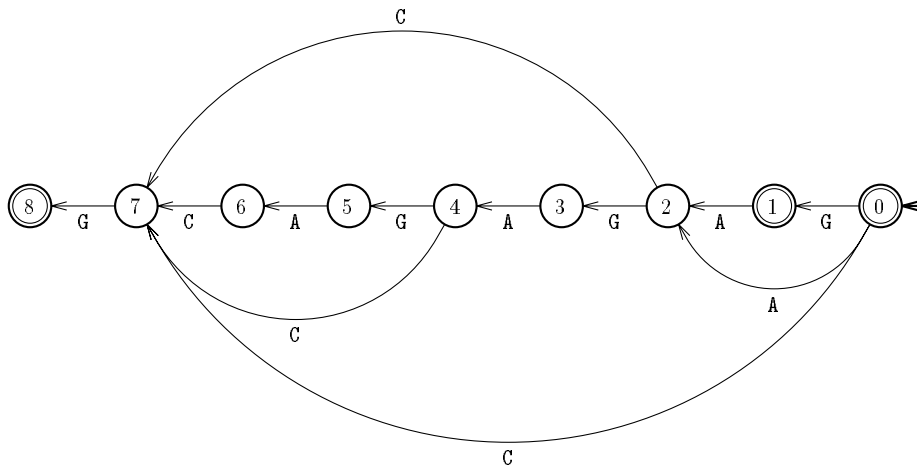
```

        UNDEFINED) {
        disp += getShift(aut, state, y[i + j]);
        state = getTarget(aut, state, y[i + j]);
        if (isTerminal(aut, state))
            shift = i;
        --i;
    }
    }
    }
    j += shift;
}
}

```

26.4 The example

$$\mathcal{L}(S) = \{GCAGAGAG, GCAGAGA, GCAGAG, GCAGA, GCAG, GCA, GC, G, \varepsilon\}$$



26.5 References

- CROCHEMORE, M., 1997, Off-line serial exact string searching, in *Pattern Matching Algorithms*, A. Apostolico and Z. Galil ed., Chapter 1, pp 1–53, Oxford University Press.
- CROCHEMORE, M., CZUMAJ, A., GAŚSIENIEC, L., JAROMINEK, S., LECROQ, T., PLANDOWSKI, W., RYTTER, W., 1992, Deux méthodes pour accélérer l'algorithme de Boyer-Moore, in *Théorie des Automates et Applications, Actes des 2^e Journées Franco-Belges*, D. Krob ed., Rouen, France, 1991, pp 45–63, PUR 176, Rouen, France.
- CROCHEMORE, M., CZUMAJ, A., GAŚSIENIEC, L., JAROMINEK, S., LECROQ, T., PLANDOWSKI, W., RYTTER, W., 1994, Speeding up two string matching algorithms, *Algorithmica* **12**(4/5):247–267.
- CROCHEMORE, M., RYTTER, W., 1994, *Text Algorithms*, Oxford University Press.
- LECROQ, T., 1992, *Recherches de mot*, Thèse de doctorat de l'Université d'Orléans, France.
- LECROQ, T., 1995, Experimental results on string matching algorithms, *Software – Practice & Experience* **25**(7):727–765.
- YAO, A.C., 1979, The complexity of pattern matching for a random string *SIAM Journal on Computing*, **8** (3):368–387.

27 Backward Oracle Matching algorithm

27.1 Main Features

- version of the Reverse Factor algorithm using the suffix oracle of x^R instead of the suffix automaton of x^R ;
- fast in practice for very long patterns and small alphabets;
- preprocessing phase in $O(m)$ time and space complexity;
- searching phase in $O(m \times n)$ time complexity;
- optimal in the average.

27.2 Description

The Boyer-Moore type algorithms match some suffixes of the pattern but it is possible to match some prefixes of the pattern by scanning the character of the window from right to left and then improve the length of the shifts. This is made possible by the use of the suffix oracle of the reverse pattern. This data structure is a very compact automaton which recognizes at least all the suffixes of a word and slightly more other words. The string-matching algorithm using the oracle of the reverse pattern is called the Backward Oracle Matching algorithm. The suffix oracle of a word w is a Deterministic Finite Automaton $\mathcal{O}(w) = (Q, q_0, T, E)$. The language accepted by $\mathcal{O}(w)$ is such that $\{u \in \Sigma^* : \exists v \in \Sigma^* \text{ such that } w = vu\} \subseteq \mathcal{L}(\mathcal{O}(w))$. The preprocessing phase of the Backward Oracle Matching algorithm consists in computing the suffix oracle for the reverse pattern x^R . Despite the fact that it is able to recognize words that are not factor of the pattern, the suffix oracle can be used to do string-matching since the only word of length greater or equal m which is recognized by the oracle is the reverse pattern itself. The computation of the oracle is linear in time and space in the length of the pattern. During the searching phase the Backward Oracle Matching algorithm parses the characters of the window from right to left with the

automaton $\mathcal{O}(x^R)$ starting with state q_0 . It goes until there is no more transition defined for the current character. At this moment the length of the longest prefix of the pattern which is a suffix of the scanned part of the text is less than the length of the path taken in $\mathcal{O}(x^R)$ from the start state q_0 and the last final state encountered. Knowing this length, it is trivial to compute the length of the shift to perform.

The Backward Oracle Matching algorithm has a quadratic worst case time complexity but it is optimal in average. On the average it performs $O(n(\log_\sigma m)/m)$ inspections of text characters reaching the best bound shown by Yao in 1979.

27.3 The C code

Only the external transitions of the oracle are stored in link lists (one per state). The labels of these transitions and all the other transitions are not stored but computed from the word x . The description of a linked list `List` can be found section 1.5.

```
#define FALSE      0
#define TRUE       1

int getTransition(char *x, int p, List L[], char c) {
    List cell;

    if (p > 0 && x[p - 1] == c)
        return(p - 1);
    else {
        cell = L[p];
        while (cell != NULL)
            if (x[cell->element] == c)
                return(cell->element);
            else
                cell = cell->next;
        return(UNDEFINED);
    }
}

void setTransition(int p, int q, List L[]) {
    List cell;

    cell = (List)malloc(sizeof(struct _cell));
    if (cell == NULL)
        error("BOM/setTransition");
    cell->element = q;
}
```

```

    cell->next = L[p];
    L[p] = cell;
}

void oracle(char *x, int m, char T[], List L[]) {
    int i, p, q;
    int S[XSIZE + 1];
    char c;

    S[m] = m + 1;
    for (i = m; i > 0; --i) {
        c = x[i - 1];
        p = S[i];
        while (p <= m &&
              (q = getTransition(x, p, L, c)) ==
              UNDEFINED) {
            setTransition(p, i - 1, L);
            p = S[p];
        }
        S[i - 1] = (p == m + 1 ? m : q);
    }
    p = 0;
    while (p <= m) {
        T[p] = TRUE;
        p = S[p];
    }
}

void BOM(char *x, int m, char *y, int n) {
    char T[XSIZE + 1];
    List L[XSIZE + 1];
    int i, j, p, period, q, shift;

    /* Preprocessing */
    memset(L, NULL, (m + 1)*sizeof(List));
    memset(T, FALSE, (m + 1)*sizeof(char));
    oracle(x, m, T, L);

    /* Searching */
    j = 0;
    while (j <= n - m) {
        i = m - 1;
        p = m;

```

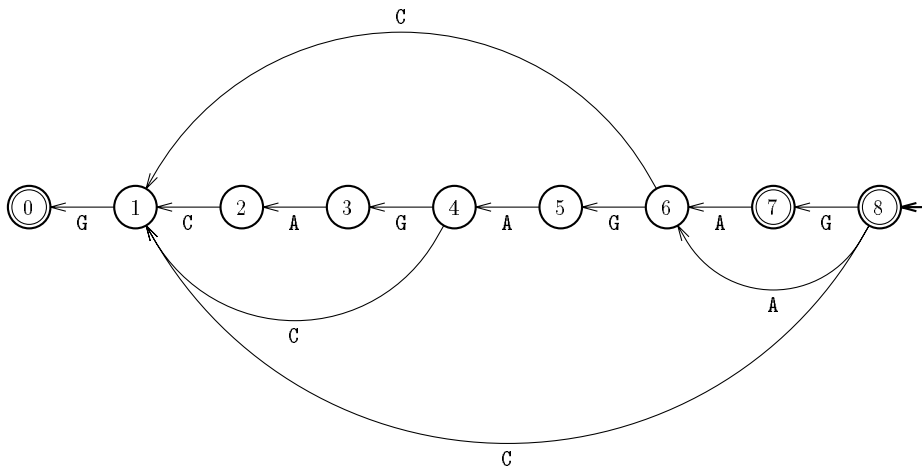
```

    shift = m;
    while (i + j >= 0 &&
           (q = getTransition(x, p, L, y[i + j])) !=
           UNDEFINED) {
        p = q;
        if (T[p] == TRUE) {
            period = shift;
            shift = i;
        }
        --i;
    }
    if (i < 0) {
        OUTPUT(j);
        shift = period;
    }
    j += shift;
}
}

```

The test $i + j \geq 0$ in the inner loop of the searching phase of the function **BOM** is only necessary during the first attempt if x occurs at position 0 on y . Thus to avoid testing at all the following attempts the first attempt could be distinguished from all the others.

27.4 The example



28 Galil-Seiferas algorithm

28.1 Main features

- constant extra space complexity;
- preprocessing phase in $O(m)$ time and constant space complexity;
- searching phase in $O(n)$ time complexity;
- performs $5n$ text character comparisons in the worst case.

28.2 Description

Throughout this chapter we will use a constant k . Galil and Seiferas suggest that practically this constant could be equal to 4.

Let us define the function *reach* for $0 \leq i < m$ as follows:

$$\text{reach}(i) = i + \max\{i' \leq m - i : x[0..i'] = x[i + 1..i' + i + 1]\} .$$

Then a prefix $x[0..p]$ of x is a **prefix period** if it is basic and $\text{reach}(p) \geq k \times p$.

The preprocessing phase of the Galil-Seiferas algorithm consists in finding a decomposition uv of x such that v has at most one prefix period and $|u| = O(\text{per}(v))$. Such a decomposition is called a **perfect factorization**.

Then the searching phase consists in scanning the text y for every occurrences of v and when v occurs to check naively if u occurs just before in y .

In the implementation below the aim of the preprocessing phase (functions **newP1**, **newP2** and **parse**) is to find a perfect factorization uv of x where $u = x[0..s - 1]$ and $v = x[s..m - 1]$. Function **newP1** finds the shortest prefix period of $x[s..m - 1]$. Function **newP2** finds the second shortest prefix period of $x[s..m - 1]$ and function **parse** increments s .

Before calling function **search** we have:

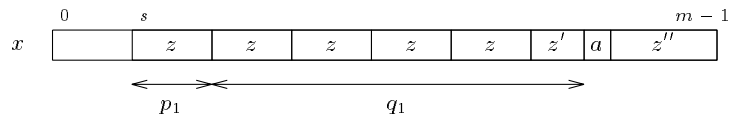


Figure 28.1 A perfect factorization of x .

- $x[s..m-1]$ has at most one prefix period;
- if $x[s..m-1]$ does have a prefix period, then its length is p_1 ;
- $x[s..s+p_1+q_1-1]$ has shortest period of length p_1 ;
- $x[s..s+p_1+q_1]$ does not have period of length p_1 .

The pattern x is of the form $x[0..s-1]x[s..m-1]$ where $x[s..m-1]$ is of the form $z^\ell z' a z''$ with z basic, $|z| = p_1$, z' prefix of z , $z' a$ not a prefix of z and $|z^\ell z'| = p_1 + q_1$ (see figure 28.1).

It means that when searching for $x[s..m-1]$ in y :

- if $x[s..s+p_1+q_1-1]$ has been matched a shift of length p_1 can be performed and the comparisons are resumed with $x[s+q_1]$;
- otherwise if a mismatch occurs with $x[s+q]$ with $q \neq p_1 + q_1$ then a shift of length $q/k + 1$ can be performed and the comparisons are resumed with $x[0]$.

This gives an overall linear number of text character comparisons.

The preprocessing phase of the Galil-Seiferas algorithm is in $O(m)$ time and constant space complexity. The searching phase is in $O(n)$ time complexity. At most $5n$ text character comparisons can be done during this phase.

28.3 The C code

All the variables are global.

```
char *x, *y;
int k, m, n, p, p1, p2, q, q1, q2, s;

void search() {
    while (p <= n - m) {
        while (x[s + q] == y[p + s + q])
            ++q;
        if (q == m - s && memcmp(x, y + p, s + 1) == 0)
            OUTPUT(p);
        if (q == p1 + q1) {
            p += p1;
            q -= p1;
        }
    }
}
```

```

        else {
            p += (q/k + 1);
            q = 0;
        }
    }
}

void parse() {
    while (1) {
        while (x[s + q1] == x[s + p1 + q1])
            ++q1;
        while (p1 + q1 >= k*p1) {
            s += p1;
            q1 -= p1;
        }
        p1 += (q1/k + 1);
        q1 = 0;
        if (p1 >= p2)
            break;
    }
    newP1();
}

void newP2() {
    while (x[s + q2] == x[s + p2 + q2] && p2 + q2 < k*p2)
        ++q2;
    if (p2 + q2 == k*p2)
        parse();
    else
        if (s + p2 + q2 == m)
            search();
        else {
            if (q2 == p1 + q1) {
                p2 += p1;
                q2 -= p1;
            }
            else {
                p2 += (q2/k + 1);
                q2 = 0;
            }
        }
    newP2();
}
}

```

```

void newP1() {
    while (x[s + q1] == x[s + p1 + q1])
        ++q1;
    if (p1 + q1 >= k*p1) {
        p2 = q1;
        q2 = 0;
        newP2();
    }
    else {
        if (s + p1 + q1 == m)
            search();
        else {
            p1 += (q1/k + 1);
            q1 = 0;
            newP1();
        }
    }
}

void GS(char *argX, int argM, char *argY, int argN) {
    x = argX;
    m = argM;
    y = argY;
    n = argN;
    k = 4;
    p = q = s = q1 = p2 = q2 = 0;
    p1 = 1;
    newP1();
}

```

28.4 The example

$p = 0, q = 0, s = 0, p_1 = 7, q_1 = 1$

Searching phase

First attempt:

y G C A T C G C A G A G A G T A T A C A G T A C G
 1 2 3 4
 x G C A G A G A G

Shift by 1

Second attempt:

y G C A T C G C A G A G A G T A T A C A G T A C G
 1
 x G C A G A G A G

Shift by 1

Third attempt:

y G C A T C G C A G A G A G T A T A C A G T A C G
 1
 x G C A G A G A G

Shift by 1

Fourth attempt:

y G C A T C G C A G A G A G T A T A C A G T A C G
 1
 x G C A G A G A G

Shift by 1

Fifth attempt:

y G C A T C G C A G A G A G T A T A C A G T A C G
 1
 x G C A G A G A G

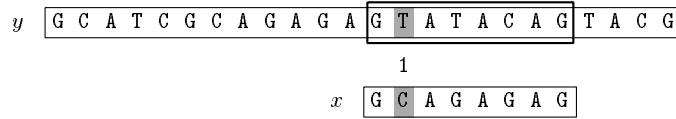
Shift by 1

Sixth attempt:

y G C A T C G C A G A G A G T A T A C A G T A C G
 1 2 3 4 5 6 7 8
 x G C A G A G A G

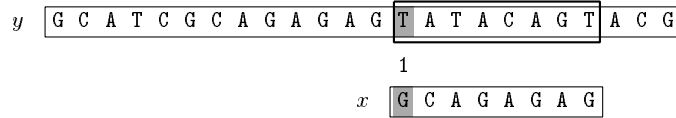
Shift by 7 (p_1)

Seventh attempt:



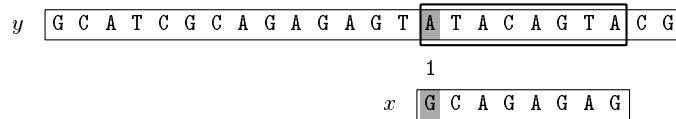
Shift by 1

Eighth attempt:



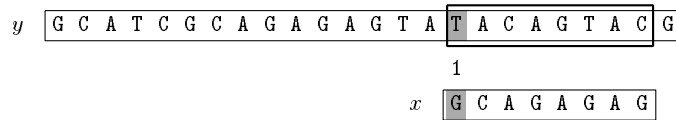
Shift by 1

Ninth attempt:



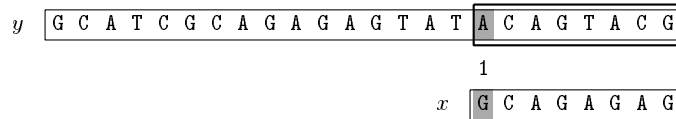
Shift by 1

Tenth attempt:



Shift by 1

Eleventh attempt:



Shift by 1

The Galil-Seiferas algorithm performs 21 text character comparisons on the example.

28.5 References

- CROCHEMORE, M., RYTTER, W., 1994, *Text Algorithms*, Oxford University Press.

- GALIL, Z., SEIFERAS, J., 1983, Time-space optimal string matching, *Journal of Computer and System Science* **26**(3):280–294.

29 Two Way algorithm

29.1 Main features

- requires an ordered alphabet;
- preprocessing phase in $O(m)$ time and constant space complexity;
- searching phase in $O(n)$ time;
- performs $2n - m$ text character comparisons in the worst case.

29.2 Description

The pattern x is factorized into two parts x_ℓ and x_r such that $x = x_\ell x_r$. Then the searching phase of the Two Way algorithm consists in comparing the characters of x_r from left to right and then, if no mismatch occurs during that first stage, in comparing the characters of x_ℓ from right to left in a second stage.

The preprocessing phase of the algorithm consists then in choosing a good **factorization** $x_\ell x_r$. Let (u, v) be a factorization of x . A **repetition** in (u, v) is a word w such that the two following properties hold:

- (i) w is a suffix of u or u is a suffix of w ;
- (ii) w is a prefix of v or v is a prefix of w .

In other words w occurs at both sides of the cut between u and v with a possible overflow on either side. The length of a repetition in (u, v) is called a **local period** and the length of the smallest repetition in (u, v) is called **the local period** and is denoted by $r(u, v)$.

Each factorization (u, v) of x has at least one repetition. It can be easily seen that

$$1 \leq r(u, v) \leq |x| .$$

A factorization (u, v) of x such that $r(u, v) = per(x)$ is called a **critical factorization** of x .

If (u, v) is a critical factorization of x then at the position $|u|$ in x the global and the local periods are the same. The Two Way algorithm chooses the critical factorization (x_ℓ, x_r) such that $|x_\ell| < per(x)$ and $|x_\ell|$ is minimal.

To compute the critical factorization (x_ℓ, x_r) of x we first compute the maximal suffix z of x for the order \leq and the maximal suffix \tilde{z} for the reverse order \leq . Then (x_ℓ, x_r) is chosen such that $|x_\ell| = \max\{|z|, |\tilde{z}|\}$.

The preprocessing phase can be done in $O(m)$ time and constant space complexity.

The searching phase of the Two Way algorithm consists in first comparing the character of x_r from left to right, then the character of x_ℓ from right to left.

When a mismatch occurs when scanning the k -th character of x_r , then a shift of length k is performed.

When a mismatch occurs when scanning x_ℓ or when an occurrence of the pattern is found, then a shift of length $per(x)$ is performed.

Such a scheme leads to a quadratic worst case algorithm, this can be avoided by a prefix memorization: when a shift of length $per(x)$ is performed the length of the matching prefix of the pattern at the beginning of the window (namely $m - per(x)$) after the shift is memorized to avoid to scan it again during the next attempt.

The searching phase of the Two Way algorithm can be done in $O(n)$ time complexity. The algorithm performs $2n - m$ text character comparisons in the worst case. Breslauer designed a variation of the Two Way algorithm which performs less than $2n - m$ comparisons using constant space.

29.3 The C code

```

/* Computing of the maximal suffix for <= */
int maxSuf(char *x, int m, int *p) {
    int ms, j, k;
    char a, b;

    ms = -1;
    j = 0;
    k = *p = 1;
    while (j + k < m) {
        a = x[j + k];
        b = x[ms + k];
        if (a < b) {
            j += k;
            k = 1;
            *p = j - ms;
        }
    }
}

```

```

    }
    else
        if (a == b)
            if (k != *p)
                ++k;
            else {
                j += *p;
                k = 1;
            }
        else { /* a > b */
            ms = j;
            j = ms + 1;
            k = *p = 1;
        }
    }
    return(ms);
}

/* Computing of the maximal suffix for >= */
int maxSufTilde(char *x, int m, int *p) {
    int ms, j, k;
    char a, b;

    ms = -1;
    j = 0;
    k = *p = 1;
    while (j + k < m) {
        a = x[j + k];
        b = x[ms + k];
        if (a > b) {
            j += k;
            k = 1;
            *p = j - ms;
        }
        else
            if (a == b)
                if (k != *p)
                    ++k;
                else {
                    j += *p;
                    k = 1;
                }
            else { /* a < b */
                ms = j;
                j = ms + 1;
            }
    }
}

```

```

        k = *p = 1;
    }
}
return(ms);
}

/* Two Way string matching algorithm. */
void TW(char *x, int m, char *y, int n) {
    int i, j, ell, memory, p, per, q;

    /* Preprocessing */
    i = maxSuf(x, m, &p);
    j = maxSufTilde(x, m, &q);
    if (i > j) {
        ell = i;
        per = p;
    }
    else {
        ell = j;
        per = q;
    }

    /* Searching */
    if (memcmp(x, x + per, ell + 1) == 0) {
        j = 0;
        memory = -1;
        while (j <= n - m) {
            i = MAX(ell, memory) + 1;
            while (i < m && x[i] == y[i + j])
                ++i;
            if (i >= m) {
                i = ell;
                while (i > memory && x[i] == y[i + j])
                    --i;
                if (i <= memory)
                    OUTPUT(j);
                j += per;
                memory = m - per - 1;
            }
            else {
                j += (i - ell);
                memory = -1;
            }
        }
    }
}

```

```

    }
    else {
        per = MAX(ell + 1, m - ell - 1) + 1;
        j = 0;
        while (j <= n - m) {
            i = ell + 1;
            while (i < m && x[i] == y[i + j])
                ++i;
            if (i >= m) {
                i = ell;
                while (i >= 0 && x[i] == y[i + j])
                    --i;
                if (i < 0)
                    OUTPUT(j);
                j += per;
            }
            else
                j += (i - ell);
        }
    }
}

```

29.4 The example

x G C A G A G A G
local period 1 3 7 7 2 2 2 2 1

$x_\ell = GC$, $x_r = AGAGAG$

Searching phase

First attempt:

y G C A T C G C A G A G A G T A T A C A G T A C G
 1 2
 x G C A G A G A G

Shift by 2

Second attempt:

y G C A T C G C A G A G A G T A T A C A G T A C G
 1
 x G C A G A G A G

Shift by 1

the example.

29.5 References

- BRESLAUER, D., 1996, Saving comparisons in the Crochemore-Perrin string matching algorithm, *Theoretical Computer Science* **158**(1-2):177–192.
- CROCHEMORE, M., 1997, Off-line serial exact string searching, in *Pattern Matching Algorithms*, A. Apostolico and Z. Galil ed., Chapter 1, pp 1–53, Oxford University Press.
- CROCHEMORE, M., PERRIN, D., 1991, Two-way string-matching, *Journal of the ACM* **38**(3):651–675.
- CROCHEMORE, M., RYTTER, W., 1994, *Text Algorithms*, Oxford University Press.

30 String Matching on Ordered Alphabets

30.1 Main features

- no preprocessing phase;
- requires an ordered alphabet;
- constant extra space complexity;
- searching phase in $O(n)$ time;
- performs $6n + 5$ text character comparisons in the worst case.

30.2 Description

During an attempt where the window is positioned on the text factor $y[j \dots j + m - 1]$, when a prefix u of x has been matched and a mismatch occurs between characters a in x and b in y (see figure 30.1), the algorithm tries to compute the period of ub , if it does not succeed in finding the exact period it computes an approximation of it.

Let us define tw^ew' the **Maximal-Suffix decomposition** (MS decomposition for short) of the word x such that:

- $v = w^ew'$ is the maximal suffix of x according to the alphabetical ordering;
- w is basic;
- $e \geq 1$;
- w' is a proper prefix of w .



Figure 30.1 Typical attempt during the String Matching on Ordered Alphabets algorithm.

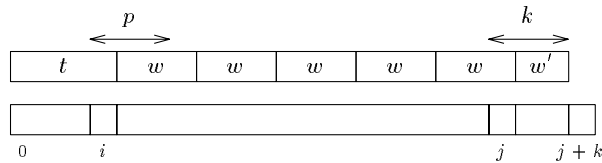


Figure 30.2 Function `nextMaximalSuffix`: meaning of the variables i , j , k and p .

Then we have $|t| < per(x)$.

If tw^ew' is the MS decomposition of a nonempty word x then the four properties hold:

- if t is a suffix of w then $per(x) = per(v)$;
- $per(x) > |t|$;
- if $|t| \geq |w|$ then $per(x) > |v| = |x| - |t|$;
- if t is not a suffix of w and $|t| < |w|$ then $per(x) > \min(|v|, |tw^e|)$.

If t is a suffix of w then $per(x) = per(v) = |w|$.

Otherwise $per(x) > \max(|t|, \min(|v|, |tw^e|)) \geq |x|/2$.

If tw^ew' is the MS decomposition of a nonempty word x , $per(x) = |w|$ and $e > 1$ then $tw^{e-1}w'$ is the MS decomposition of $x' = tw^{e-1}w'$.

The algorithm computes the maximal suffix of the matched prefix of the pattern appended with the mismatched character of the text after each attempt. It avoids to compute it from scratch after a shift of length $per(w)$ has been performed.

The String Matching on Ordered Alphabets needs no preprocessing phase.

The searching phase can be done in $O(n)$ time complexity using a constant extra space. The algorithm performs no more than $6n + 5$ text character comparisons.

30.3 The C code

Figure 30.2 gives the meaning of the four variables i , j , k and p in the function `nextMaximalSuffix`: $i = |t| - 1$, $j = |tw^e| - 1$, $k = |w'| + 1$ and $p = |w|$.

```

/* Compute the next maximal suffix. */
void nextMaximalSuffix(char *x, int m,
                      int *i, int *j, int *k, int *p) {
    char a, b;

    while (*j + *k < m) {
        a = x[*i + *k];
        b = x[*j + *k];
    }
}

```

```

    if (a == b)
        if (*k == *p) {
            (*j) += *p;
            *k = 1;
        }
        else
            ++(*k);
    else
        if (a > b) {
            (*j) += *k;
            *k = 1;
            *p = *j - *i;
        }
        else {
            *i = *j;
            ++(*j);
            *k = *p = 1;
        }
    }
}

/* String matching on ordered alphabets algorithm. */
void SMOA(char *x, int m, char *y, int n) {
    int i, ip, j, jp, k, p;

    /* Searching */
    ip = -1;
    i = j = jp = 0;
    k = p = 1;
    while (j <= n - m) {
        while (i + j < n && i < m && x[i] == y[i + j])
            ++i;
        if (i == 0) {
            ++j;
            ip = -1;
            jp = 0;
            k = p = 1;
        }
        else {
            if (i >= m)
                OUTPUT(j);
            nextMaximalSuffix(y + j, i+1, &ip, &jp, &k, &p);
            if (ip < 0 ||
                (ip < p &&

```

```

        memcmp(y + j, y + j + p, ip + 1) == 0)) {
    j += p;
    i -= p;
    if (i < 0)
        i = 0;
    if (jp - ip > p)
        jp -= p;
    else {
        ip = -1;
        jp = 0;
        k = p = 1;
    }
}
else {
    j += (MAX(ip + 1,
              MIN(i - ip - 1, jp + 1)) + 1);
    i = jp = 0;
    ip = -1;
    k = p = 1;
}
}
}
}
}

```

30.4 The example

Searching phase

First attempt:

```

y  G C A T C G C A G A G A G T A T A C A G T A C G
   1 2 3 4
x  G C A G A G A G

```

After a call of `nextMaximalSuffix`: $ip = 2, jp = 3, k = 1, p = 1$. It performs 6 text character comparisons.

Shift by 4

Second attempt:

```

y  G C A T C G C A G A G A G T A T A C A G T A C G
           1
x  G C A G A G A G

```

Shift by 1

31 Optimal Mismatch algorithm

31.1 Main features

- variant of the Quick Search algorithm;
- requires the frequencies of the characters;
- preprocessing phase in $O(m^2 + \sigma)$ time and $O(m + \sigma)$ space complexity;
- searching phase in $O(m \times n)$ time complexity.

31.2 Description

Sunday designed an algorithm where the pattern characters are scanned from the least frequent one to the most frequent one. Doing so one may hope to have a mismatch most of the times and thus to scan the whole text very quickly. One needs to know the frequencies of each of the character of the alphabet.

The preprocessing phase of the Optimal Mismatch algorithm consists in sorting the pattern characters in decreasing order of their frequencies and then in building the Quick Search bad-character shift function (see chapter 19) and a good-suffix shift function adapted to the scanning order of the pattern characters. It can be done in $O(m^2 + \sigma)$ time and $O(m + \sigma)$ space complexity.

The searching phase of the Optimal Mismatch algorithm has a $O(m \times n)$ time complexity.

31.3 The C code

The function `preQsBc` is given chapter 19.

```
typedef struct patternScanOrder {
    int loc;
    char c;
} pattern;

int freq[ASIZE];

/* Construct an ordered pattern from a string. */
void orderPattern(char *x, int m, int (*pcmp)(),
                  pattern *pat) {
    int i;

    for (i = 0; i <= m; ++i) {
        pat[i].loc = i;
        pat[i].c = x[i];
    }
    qsort(pat, m, sizeof(pattern), pcmp);
}

/* Optimal Mismatch pattern comparison function. */
int optimalPcmp(pattern *pat1, pattern *pat2) {
    float fx;

    fx = freq[pat1->c] - freq[pat2->c];
    return(fx ? (fx > 0 ? 1 : -1) :
           (pat2->loc - pat1->loc));
}

/* Find the next leftward matching shift for
the first ploc pattern elements after a
current shift or lshift. */
int matchShift(char *x, int m, int ploc,
               int lshift, pattern *pat) {
    int i, j;

    for (; lshift < m; ++lshift) {
        i = ploc;
        while (--i >= 0) {
            if ((j = (pat[i].loc - lshift)) < 0)
```

```

        continue;
        if (pat[i].c != x[j])
            break;
    }
    if (i < 0)
        break;
}
return(lshift);
}

/* Constructs the good-suffix shift table
   from an ordered string. */
void preAdaptedGs(char *x, int m, int adaptedGs[],
                 pattern *pat) {
    int lshift, i, ploc;

    adaptedGs[0] = lshift = 1;
    for (ploc = 1; ploc <= m; ++ploc) {
        lshift = matchShift(x, m, ploc, lshift, pat);
        adaptedGs[ploc] = lshift;
    }
    for (ploc = 0; ploc <= m; ++ploc) {
        lshift = adaptedGs[ploc];
        while (lshift < m) {
            i = pat[ploc].loc - lshift;
            if (i < 0 || pat[ploc].c != x[i])
                break;
            ++lshift;
            lshift = matchShift(x, m, ploc, lshift, pat);
        }
        adaptedGs[ploc] = lshift;
    }
}

/* Optimal Mismatch string matching algorithm. */
void OM(char *x, int m, char *y, int n) {
    int i, j, adaptedGs[XSIZE], qsBc[ASIZE];
    pattern pat[XSIZE];

    /* Preprocessing */
    orderPattern(x, m, optimalPcmp, pat);
    preQsBc(x, m, qsBc);
    preAdaptedGs(x, m, adaptedGs, pat);
}

```

```

/* Searching */
j = 0;
while (j <= n - m) {
    i = 0;
    while (i < m && pat[i].c == y[j + pat[i].loc])
        ++i;
    if (i >= m)
        OUTPUT(j);
    j += MAX(adaptedGs[i],qsBc[y[j + m]]);
}
}

```

31.4 The example

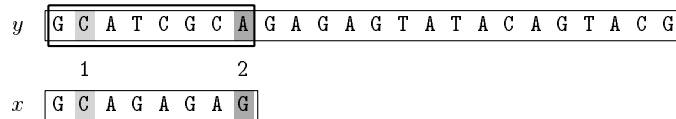
<i>c</i>	A	C	G	T
<i>freq</i> [<i>c</i>]	8	5	7	4
<i>qsBc</i> [<i>c</i>]	2	7	1	9

<i>i</i>	0	1	2	3	4	5	6	7
<i>x</i> [<i>i</i>]	G	C	A	G	A	G	A	G
<i>pat</i> [<i>i</i>]. <i>loc</i>	1	7	5	3	0	6	4	2
<i>pat</i> [<i>i</i>]. <i>c</i>	C	G	G	G	G	A	A	A

<i>i</i>	0	1	2	3	4	5	6	7	8
<i>adaptedGs</i> [<i>i</i>]	1	3	4	2	7	7	7	7	7

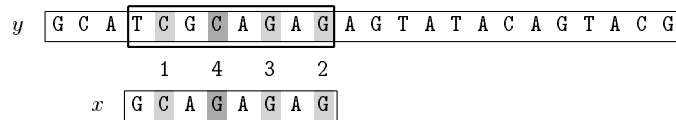
Searching phase

First attempt:



Shift by 3 (*adaptedGs*[1])

Second attempt:



Shift by 2 (*qsBc*[A] = *adaptedGs*[3])

Fourth attempt:

y

G	C	A	T	C	G	C	A	G	A	G	A	G	T	A	T	A	C	A	G	T	A	C	G
---	---	---	---	---	---	---	---	---	---	---	---	---	---	---	---	---	---	---	---	---	---	---	---

5 1 8 4 7 3 6 2
 x

G	C	A	G	A	G	A	G
---	---	---	---	---	---	---	---

Shift by 9 ($qsBc[T]$)

Fifth attempt:

y

G	C	A	T	C	G	C	A	G	A	G	A	G	T	A	T	A	C	A	G	T	A	C	G
---	---	---	---	---	---	---	---	---	---	---	---	---	---	---	---	---	---	---	---	---	---	---	---

1
 x

G	C	A	G	A	G	A	G
---	---	---	---	---	---	---	---

Shift by 7 ($qsBc[C]$)

The Optimal Mismatch algorithm performs 15 text character comparisons on the example.

31.5 References

- SUNDAY, D.M., 1990, A very fast substring search algorithm, *Communications of the ACM* **33**(8):132–142.

32 Maximal Shift algorithm

32.1 Main features

- variant of the Quick Search algorithm;
- quadratic worst case time complexity;
- preprocessing phase in $O(m^2 + \sigma)$ time and $O(m + \sigma)$ space complexity;
- searching phase in $O(m \times n)$ time complexity.

32.2 Description

Sunday designed an algorithm where the pattern characters are scanned from the one which will lead to a larger shift to the one which will lead to a shorter shift. Doing so one may hope to maximize the lengths of the shifts.

The preprocessing phase of the Maximal Shift algorithm consists in sorting the pattern characters in decreasing order of their shift and then in building the Quick Search bad-character shift function (see chapter 19) and a good-suffix shift function adapted to the scanning order of the pattern characters. It can be done in $O(m^2 + \sigma)$ time and $O(m + \sigma)$ space complexity.

The searching phase of the Maximal Shift algorithm has a quadratic worst case time complexity.

32.3 The C code

The function `preQsBc` is given chapter 19. The functions `orderPattern`, `matchShift` and `preAdaptedGs` are given chapter 31.

```
typedef struct patternScanOrder {
    int loc;
    char c;
} pattern;

int minShift[XSIZE];

/* Computation of the MinShift table values. */
void computeMinShift(char *x, int m) {
    int i, j;

    for (i = 0; i < m; ++i) {
        for (j = i - 1; j >= 0; --j)
            if (x[i] == x[j])
                break;
        minShift[i] = i - j;
    }
}

/* Maximal Shift pattern comparison function. */
int maxShiftPcmp(pattern *pat1, pattern *pat2) {
    int dsh;

    dsh = minShift[pat2->loc] - minShift[pat1->loc];
    return(dsh > 0 ? dsh : (pat2->loc - pat1->loc));
}

/* Maximal Shift string matching algorithm. */
void MS(char *x, int m, char *y, int n) {
    int i, j, qsBc[ASIZE], adaptedGs[XSIZE];
    pattern pat[XSIZE];

    /* Preprocessing */
    computeMinShift(x, m);
    orderPattern(x, m, maxShiftPcmp, pat);
    preQsBc(x, m, qsBc);
    preAdaptedGs(x, m, adaptedGs, pat);
}
```



```

/* Searching */
j = 0;
while (j <= n - m) {
    i = 0;
    while (i < m && pat[i].c == y[j + pat[i].loc])
        ++i;
    if (i >= m)
        OUTPUT(j);
    j += MAX(adaptedGs[i], qsBc[y[j + m]]);
}
}

```

32.4 The example

i	0	1	2	3	4	5	6	7
$x[i]$	G	C	A	G	A	G	A	G
$minShift[i]$	1	2	3	3	2	2	2	2
$pat[i].loc$	3	2	7	6	5	4	1	0
$pat[i].c$	G	A	G	A	G	A	C	G

c	A	C	G	T
$qsBc[c]$	2	7	1	9

i	0	1	2	3	4	5	6	7	8
$adaptedGs[i]$	1	3	3	7	4	7	7	7	7

Searching phase

First attempt:

y G C A T C G C A G A G A G T A T A C A G T A C G

1

x G C A G A G A G

Shift by 1 ($qsBc[G] = adaptedGs[0]$)

Second attempt:

y G C A T C G C A G A G A G T A T A C A G T A C G

1

x G C A G A G A G

Shift by 2 ($qsBc[A]$)

33 Skip Search algorithm

33.1 Main features

- uses buckets of positions for each character of the alphabet;
- preprocessing phase in $O(m + \sigma)$ time and space complexity;
- searching phase in $O(m \times n)$ time complexity;
- $O(n)$ expected text character comparisons.

33.2 Description

For each character of the alphabet, a bucket collects all the positions of that character in x . When a character occurs k times in the pattern, there are k corresponding positions in the bucket of the character. When the word is much shorter than the alphabet, many buckets are empty.

The preprocessing phase of the Skip Search algorithm consists in computing the buckets for all the characters of the alphabet: for $c \in \Sigma$

$$z[c] = \{i : 0 \leq i \leq m - 1 \text{ and } x[i] = c\} .$$

The space and time complexity of this preprocessing phase is $O(m + \sigma)$.

The main loop of the search phase consists in examining every m -th text character, $y[j]$ (so there will be n/m main iterations). For $y[j]$, it uses each position in the bucket $z[y[j]]$ to obtain a possible starting position p of x in y . It performs a comparison of x with y beginning at position p , character by character, until there is a mismatch, or until all match.

The Skip Search algorithm has a quadratic worst case time complexity but the expected number of text character inspections is $O(n)$.

33.3 The C code

The description of a linked list `List` can be found section 1.5.

```
void SKIP(char *x, int m, char *y, int n) {
    int i, j;
    List ptr, z[ASIZE];

    /* Preprocessing */
    memset(z, NULL, ASIZE*sizeof(List));
    for (i = 0; i < m; ++i) {
        ptr = (List)malloc(sizeof(struct _cell));
        if (ptr == NULL)
            error("SKIP");
        ptr->element = i;
        ptr->next = z[x[i]];
        z[x[i]] = ptr;
    }

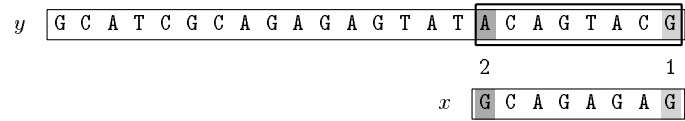
    /* Searching */
    for (j = m - 1; j < n; j += m)
        for (ptr = z[y[j]]; ptr != NULL; ptr = ptr->next)
            if (memcmp(x, y + j - ptr->element, m) == 0) {
                if (j - ptr->element <= n - m)
                    OUTPUT(j - ptr->element);
            }
        else
            break;
}
```

In practice the test `j - ptr->element <= n - m` can be omitted and the algorithm becomes :

```
void SKIP(char *x, int m, char *y, int n) {
    int i, j;
    List ptr, z[ASIZE];

    /* Preprocessing */
    memset(z, NULL, ASIZE*sizeof(List));
    for (i = 0; i < m; ++i) {
        ptr = (List)malloc(sizeof(struct _cell));
        if (ptr == NULL)
            error("SKIP");
        ptr->element = i;
        ptr->next = z[x[i]];
        z[x[i]] = ptr;
    }
}
```


Third attempt:



The Skip Search algorithm performs 14 text character inspections on the example.

33.5 References

- CHARRAS, C., LECROQ, T., PEHOUSHEK, J.D., 1998, A very fast string matching algorithm for small alphabets and long patterns, in *Proceedings of the 9th Annual Symposium on Combinatorial Pattern Matching*, M. Farach-Colton ed., Piscataway, New Jersey, Lecture Notes in Computer Science 1448, pp 55–64, Springer-Verlag, Berlin.

34 KmpSkip Search algorithm

34.1 Main features

- improvement of the Skip Search algorithm;
- uses buckets of positions for each character of the alphabet;
- preprocessing phase in $O(m + \sigma)$ time and space complexity;
- searching phase in $O(n)$ time complexity.

34.2 Description

It is possible to make the Skip Search algorithm (see chapter 33) linear using the two shift tables of Morris-Pratt (see chapter 6) and Knuth-Morris-Pratt (see chapter 7).

For $1 \leq i \leq m$, $mpNext[i]$ is equal to the length of the longest border of $x[0..i-1]$ and $mpNext[0] = -1$.

For $1 \leq i < m$, $kmpNext[i]$ is equal to length of the longest border of $x[0..i-1]$ followed by a character different from $x[i]$, $kmpNext[0] = -1$ and $kmpNext[m] = m - per(x)$.

The lists in the buckets are explicitly stored in a table *list*.

The preprocessing phase of the KmpSkip Search algorithm is in $O(m + \Sigma)$ time and space complexity.

A general situation for an attempt during the searching phase is the following (see figure 34.1):

- j is the current text position;
- $x[i] = y[j]$;
- $start = j - i$ is the possible starting position of an occurrence of x in y ;
- $wall$ is the rightmost scanned text position;
- $x[0..wall - start - 1] = y[start..wall - 1]$;

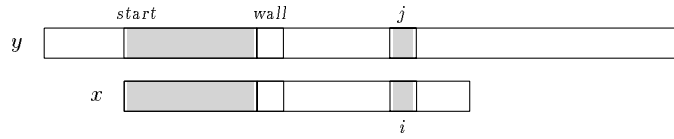


Figure 34.1 General situation during the searching phase of the KmpSkip algorithm.

The comparisons are performed from left to right between $x[\text{wall} - \text{start} .. m - 1]$ and $y[\text{wall} .. \text{start} + m - 1]$ until a mismatch or a whole match occurs. Let $k \geq \text{wall} - \text{start}$ be the smallest integer such that $x[k] \neq y[\text{start} + k]$ or $k = m$ if an occurrence of x starts at position start in y .

Then wall takes the value of $\text{start} + k$.

After that the algorithm KmpSkip computes two shifts (two new starting positions): the first one according to the skip algorithm (see algorithm `AdvanceSkip` for details), this gives us a starting position skipStart , the second one according to the shift table of Knuth-Morris-Pratt, which gives us another starting position kmpStart .

Several cases can arise:

- $\text{skipStart} < \text{kmpStart}$ then a shift according to the skip algorithm is applied which gives a new value for skipStart , and we have to compare again skipStart and kmpStart ;
- $\text{kmpStart} < \text{skipStart} < \text{wall}$ then a shift according to the shift table of Morris-Pratt is applied. This gives a new value for kmpStart . We have to compare again skipStart and kmpStart ;
- $\text{skipStart} = \text{kmpStart}$ then another attempt can be performed with $\text{start} = \text{skipStart}$;
- $\text{kmpStart} < \text{wall} < \text{skipStart}$ then another attempt can be performed with $\text{start} = \text{skipStart}$.

The searching phase of the KmpSkip Search algorithm is in $O(n)$ time.

34.3 The C code

The function `preMp` is given chapter 6 and the function `preKmp` is given chapter 7.

```
int attempt(char *y, char *x, int m, int start, int wall) {
    int k;

    k = wall - start;
    while (k < m && x[k] == y[k + start])
        ++k;
    return(k);
}
```



```

}

void KMPSKIP(char *x, int m, char *y, int n) {
    int i, j, k, kmpStart, per, start, wall;
    int kmpNext[XSIZE], list[XSIZE], mpNext[XSIZE],
        z[ASIZE];

    /* Preprocessing */
    preMp(x, m, mpNext);
    preKmp(x, m, kmpNext);
    memset(z, -1, ASIZE*sizeof(int));
    memset(list, -1, m*sizeof(int));
    z[x[0]] = 0;
    for (i = 1; i < m; ++i) {
        list[i] = z[x[i]];
        z[x[i]] = i;
    }

    /* Searching */
    wall = 0;
    per = m - kmpNext[m];
    i = j = -1;
    do {
        j += m;
    } while (j < n && z[y[j]] < 0);
    if (j >= n)
        return;
    i = z[y[j]];
    start = j - i;
    while (start <= n - m) {
        if (start > wall)
            wall = start;
        k = attempt(y, x, m, start, wall);
        wall = start + k;
        if (k == m) {
            OUTPUT(start);
            i -= per;
        }
        else
            i = list[i];
        if (i < 0) {
            do {
                j += m;
            } while (j < n && z[y[j]] < 0);
        }
    }
}

```

```

        if (j >= n)
            return;
        i = z[y[j]];
    }
    kmpStart = start + k - kmpNext[k];
    k = kmpNext[k];
    start = j - i;
    while (start < kmpStart ||
           (kmpStart < start && start < wall)) {
        if (start < kmpStart) {
            i = list[i];
            if (i < 0) {
                do {
                    j += m;
                } while (j < n && z[y[j]] < 0);
                if (j >= n)
                    return;
                i = z[y[j]];
            }
            start = j - i;
        }
        else {
            kmpStart += (k - mpNext[k]);
            k = mpNext[k];
        }
    }
}
}
}

```

34.4 The example

<i>c</i>	A	C	G	T
<i>z</i> [<i>c</i>]	6	1	7	-1

<i>i</i>	0	1	2	3	4	5	6	7
<i>list</i> [<i>i</i>]	-1	-1	-1	0	2	3	4	5

<i>i</i>	0	1	2	3	4	5	6	7	8
<i>x</i> [<i>i</i>]	G	C	A	G	A	G	A	G	
<i>mpNext</i> [<i>i</i>]	-1	0	0	0	1	0	1	0	1
<i>kmpNext</i> [<i>i</i>]	-1	0	0	-1	1	-1	1	-1	1

Searching phase

First attempt:

y G C A T C G C A G A G A G T A T A C A G T A C G
 2 1
 x G C A G A G A G

y G C A T C G C A G A G A G T A T A C A G T A C G
 1
 x G C A G A G A G

y G C A T C G C A G A G A G T A T A C A G T A C G
 1 2 3 4 5 6 7 8
 x G C A G A G A G

Shift by 8

Second attempt:

y G C A T C G C A G A G A G T A T A C A G T A C G
 1

Shift by 8

Third attempt:

y G C A T C G C A G A G A G T A T A C A G T A C G
 2 1
 x G C A G A G A G

The KmpSkip Search algorithm performs 14 text character inspections on the example.

34.5 References

- CHARRAS, C., LECROQ, T., PEHOUSHEK, J.D., 1998, A very fast string matching algorithm for small alphabets and long patterns, in *Proceedings of the 9th Annual Symposium on Combinatorial Pattern Matching*, M. Farach-Colton ed., Piscataway, New Jersey, Lecture Notes in Computer Science 1448, pp 55–64, Springer-Verlag, Berlin.

35 Alpha Skip Search algorithm

35.1 Main features

- improvement of the Skip Search algorithm;
- uses buckets of positions for each factor of length $\log_\sigma m$ of the pattern;
- preprocessing phase in $O(m)$ time and space complexity;
- searching phase in $O(m \times n)$ time complexity;
- $O(\log_\sigma m \times (n/(m - \log_\sigma m)))$ expected text character comparisons.

35.2 Description

The preprocessing phase of the Alpha Skip Search algorithm consists in building a trie $T(x)$ of all the factors of the length $\ell = \log_\sigma m$ occurring in the word x . The leaves of $T(x)$ represent all the factors of length ℓ of x . There is then one bucket for each leaf of $T(x)$ in which is stored the list of positions where the factor, associated to the leaf, occurs in x .

The worst case time of this preprocessing phase is linear if the alphabet size is considered to be a constant.

The searching phase consists in looking into the buckets of the text factors $y[j..j + \ell - 1]$ for all $j = k \times (m - \ell + 1) - 1$ with the integer k in the interval $[1, \lfloor (n - \ell)/m \rfloor]$.

The worst case time complexity of the searching phase is quadratic but the expected number of text character comparisons is $O(\log_\sigma m \times (n/(m - \log_\sigma m)))$.

35.3 The C code

The description of a linked list `List` can be found section 1.5.

```

List *z;

#define getZ(i) z[(i)]

void setZ(int node, int i) {
    List cell;

    cell = (List)malloc(sizeof(struct _cell));
    if (cell == NULL)
        error("ALPHASKIP/setZ");
    cell->element = i;
    cell->next = z[node];
    z[node] = cell;
}

/* Create the transition labelled by the
   character c from node node.
   Maintain the suffix links accordingly. */
int addNode(Graph trie, int art, int node, char c) {
    int childNode, suffixNode, suffixChildNode;

    childNode = newVertex(trie);
    setTarget(trie, node, c, childNode);
    suffixNode = getSuffixLink(trie, node);
    if (suffixNode == art)
        setSuffixLink(trie, childNode, node);
    else {
        suffixChildNode = getTarget(trie, suffixNode, c);
        if (suffixChildNode == UNDEFINED)
            suffixChildNode = addNode(trie, art,
                                     suffixNode, c);
        setSuffixLink(trie, childNode, suffixChildNode);
    }
    return(childNode);
}

```

```

void ALPHASKIP(char *x, int m, char *y, int n, int a) {
    int b, i, j, k, logM, temp, shift, size, pos;
    int art, childNode, node, root, lastNode;
    List current;
    Graph trie;

    logM = 0;
    temp = m;
    while (temp > a) {
        ++logM;
        temp /= a;
    }
    if (logM == 0) logM = 1;
    else if (logM > m/2) logM = m/2;

    /* Preprocessing */
    size = 2 + (2*m - logM + 1)*logM;
    trie = newTrie(size, size*ASIZE);
    z = (List *)calloc(size, sizeof(List));
    if (z == NULL)
        error("ALPHASKIP");

    root = getInitial(trie);
    art = newVertex(trie);
    setSuffixLink(trie, root, art);
    node = newVertex(trie);
    setTarget(trie, root, x[0], node);
    setSuffixLink(trie, node, root);
    for (i = 1; i < logM; ++i)
        node = addNode(trie, art, node, x[i]);
    pos = 0;
    setZ(node, pos);
    pos++;
    for (i = logM; i < m - 1; ++i) {
        node = getSuffixLink(trie, node);
        childNode = getTarget(trie, node, x[i]);
        if (childNode == UNDEFINED)
            node = addNode(trie, art, node, x[i]);
        else
            node = childNode;
        setZ(node, pos);
        pos++;
    }
    node = getSuffixLink(trie, node);
    childNode = getTarget(trie, node, x[i]);
}

```

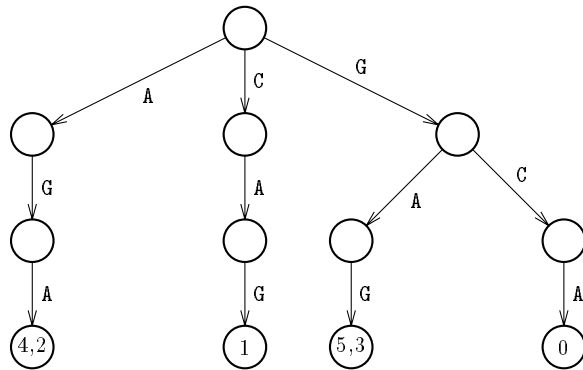
```

if (childNode == UNDEFINED) {
    lastNode = newVertex(trie);
    setTarget(trie, node, x[m - 1], lastNode);
    node = lastNode;
}
else
    node = childNode;
setZ(node, pos);

/* Searching */
shift = m - logM + 1;
for (j = m + 1 - logM; j < n - logM; j += shift) {
    node = root;
    for (k = 0; node != UNDEFINED && k < logM; ++k)
        node = getTarget(trie, node, y[j + k]);
    if (node != UNDEFINED)
        for (current = getZ(node);
             current != NULL;
             current = current->next) {
            b = j - current->element;
            if (x[0] == y[b] &&
                memcmp(x + 1, y + b + 1, m - 1) == 0)
                OUTPUT(b);
        }
    }
}
free(z);
}

```

35.4 The example



ture Notes in Computer Science 1448, pp 55–64, Springer-Verlag, Berlin.

A Example of graph implementation

A possible implementation of the interface of section 1.5 follows.

```
struct _graph {
    int vertexNumber,
        edgeNumber,
        vertexCounter,
        initial,
        *terminal,
        *target,
        *suffixLink,
        *length,
        *position,
        *shift;
};

typedef struct _graph *Graph;
typedef int boolean;

#define UNDEFINED -1

/* returns a new data structure for
   a graph with v vertices and e edges */
Graph newGraph(int v, int e) {
    Graph g;

    g = (Graph)calloc(1, sizeof(struct _graph));
    if (g == NULL)
        error("newGraph");
    g->vertexNumber = v;
    g->edgeNumber = e;
    g->initial = 0;
    g->vertexCounter = 1;
    return(g);
}
```

```

}

/* returns a new data structure for
   a automaton with v vertices and e edges */
Graph newAutomaton(int v, int e) {
    Graph aut;

    aut = newGraph(v, e);
    aut->target = (int *)calloc(e, sizeof(int));
    if (aut->target == NULL)
        error("newAutomaton");
    aut->terminal = (int *)calloc(v, sizeof(int));
    if (aut->terminal == NULL)
        error("newAutomaton");
    return(aut);
}

/* returns a new data structure for
   a suffix automaton with v vertices and e edges */
Graph newSuffixAutomaton(int v, int e) {
    Graph aut;

    aut = newAutomaton(v, e);
    memset(aut->target, UNDEFINED, e*sizeof(int));
    aut->suffixLink = (int *)calloc(v, sizeof(int));
    if (aut->suffixLink == NULL)
        error("newSuffixAutomaton");
    aut->length = (int *)calloc(v, sizeof(int));
    if (aut->length == NULL)
        error("newSuffixAutomaton");
    aut->position = (int *)calloc(v, sizeof(int));
    if (aut->position == NULL)
        error("newSuffixAutomaton");
    aut->shift = (int *)calloc(e, sizeof(int));
    if (aut->shift == NULL)
        error("newSuffixAutomaton");
    return(aut);
}

/* returns a new data structure for
   a trie with v vertices and e edges */
Graph newTrie(int v, int e) {

```

```

Graph aut;

aut = newAutomaton(v, e);
memset(aut->target, UNDEFINED, e*sizeof(int));
aut->suffixLink = (int *)calloc(v, sizeof(int));
if (aut->suffixLink == NULL)
    error("newTrie");
aut->length = (int *)calloc(v, sizeof(int));
if (aut->length == NULL)
    error("newTrie");
aut->position = (int *)calloc(v, sizeof(int));
if (aut->position == NULL)
    error("newTrie");
aut->shift = (int *)calloc(e, sizeof(int));
if (aut->shift == NULL)
    error("newTrie");
return(aut);
}

/* returns a new vertex for graph g */
int newVertex(Graph g) {
    if (g != NULL && g->vertexCounter <= g->vertexNumber)
        return(g->vertexCounter++);
    error("newVertex");
}

/* returns the initial vertex of graph g */
int getInitial(Graph g) {
    if (g != NULL)
        return(g->initial);
    error("getInitial");
}

/* returns true if vertex v is terminal in graph g */
boolean isTerminal(Graph g, int v) {
    if (g != NULL && g->terminal != NULL &&
        v < g->vertexNumber)
        return(g->terminal[v]);
    error("isTerminal");
}

```

```

/* set vertex v to be terminal in graph g */
void setTerminal(Graph g, int v) {
    if (g != NULL && g->terminal != NULL &&
        v < g->vertexNumber)
        g->terminal[v] = 1;
    else
        error("isTerminal");
}

/* returns the target of edge from vertex v
   labelled by character c in graph g */
int getTarget(Graph g, int v, unsigned char c) {
    if (g != NULL && g->target != NULL &&
        v < g->vertexNumber && v*c < g->edgeNumber)
        return(g->target[v*(g->edgeNumber/g->vertexNumber) +
            c]);
    error("getTarget");
}

/* add the edge from vertex v to vertex t
   labelled by character c in graph g */
void setTarget(Graph g, int v, unsigned char c, int t) {
    if (g != NULL && g->target != NULL &&
        v < g->vertexNumber &&
        v*c <= g->edgeNumber && t < g->vertexNumber)
        g->target[v*(g->edgeNumber/g->vertexNumber) + c] = t;
    else
        error("setTarget");
}

/* returns the suffix link of vertex v in graph g */
int getSuffixLink(Graph g, int v) {
    if (g != NULL && g->suffixLink != NULL &&
        v < g->vertexNumber)
        return(g->suffixLink[v]);
    error("getSuffixLink");
}

/* set the suffix link of vertex v
   to vertex s in graph g */
void setSuffixLink(Graph g, int v, int s) {

```

```

    if (g != NULL && g->suffixLink != NULL &&
        v < g->vertexNumber && s < g->vertexNumber)
        g->suffixLink[v] = s;
    else
        error("setSuffixLink");
}

/* returns the length of vertex v in graph g */
int getLength(Graph g, int v) {
    if (g != NULL && g->length != NULL &&
        v < g->vertexNumber)
        return(g->length[v]);
    error("getLength");
}

/* set the length of vertex v to integer ell in graph g */
void setLength(Graph g, int v, int ell) {
    if (g != NULL && g->length != NULL &&
        v < g->vertexNumber)
        g->length[v] = ell;
    else
        error("setLength");
}

/* returns the position of vertex v in graph g */
int getPosition(Graph g, int v) {
    if (g != NULL && g->position != NULL &&
        v < g->vertexNumber)
        return(g->position[v]);
    error("getPosition");
}

/* set the length of vertex v to integer ell in graph g */
void setPosition(Graph g, int v, int p) {
    if (g != NULL && g->position != NULL &&
        v < g->vertexNumber)
        g->position[v] = p;
    else
        error("setPosition");
}

```

```

/* returns the shift of the edge from vertex v
   labelled by character c in graph g */
int getShift(Graph g, int v, unsigned char c) {
    if (g != NULL && g->shift != NULL &&
        v < g->vertexNumber && v*c < g->edgeNumber)
        return(g->shift[v*(g->edgeNumber/g->vertexNumber) +
            c]);
    error("getShift");
}

```

```

/* set the shift of the edge from vertex v
   labelled by character c to integer s in graph g */
void setShift(Graph g, int v, unsigned char c, int s) {
    if (g != NULL && g->shift != NULL &&
        v < g->vertexNumber && v*c <= g->edgeNumber)
        g->shift[v*(g->edgeNumber/g->vertexNumber) + c] = s;
    else
        error("setShift");
}

```

```

/* copies all the characteristics of vertex source
   to vertex target in graph g */
void copyVertex(Graph g, int target, int source) {
    if (g != NULL && target < g->vertexNumber &&
        source < g->vertexNumber) {
        if (g->target != NULL)
            memcpy(g->target +
                target*(g->edgeNumber/g->vertexNumber),
                g->target +
                source*(g->edgeNumber/g->vertexNumber),
                (g->edgeNumber/g->vertexNumber)*
                sizeof(int));
        if (g->shift != NULL)
            memcpy(g->shift +
                target*(g->edgeNumber/g->vertexNumber),
                g->shift +
                source*(g->edgeNumber/g->vertexNumber),
                g->edgeNumber/g->vertexNumber)*
                sizeof(int));
        if (g->terminal != NULL)
            g->terminal[target] = g->terminal[source];
        if (g->suffixLink != NULL)

```



```
        g->suffixLink[target] = g->suffixLink[source];
    if (g->length != NULL)
        g->length[target] = g->length[source];
    if (g->position != NULL)
        g->position[target] = g->position[source];
    }
    else
        error("copyVertex");
}
```


Index

- Aho, A.V., 33, 42, 48, 90, 113
 Allauzen, C., 155
 alphabet, 11
 Aoe, J.-I., 49, 90
 Apostolico, A., 77, 104
 attempt, 12

 Baase, S., 49, 90
 bad-character shift, 85, 94, 111, 115,
 119, 123, 127, 131, 135, 177,
 183
 Baeza-Yates, R.A., 28, 34, 38, 49, 90,
 91, 113, 144
 basic, 14
 Beauquier, D., 43, 49, 57, 90, 114
 Berry, T., 130
 Berstel, J., 43, 49, 57, 90, 114
 bitwise techniques, 35
 border, 14, 39
 Boyer, R.S., 90
 Breslauer, D., 65, 71, 169

 Cardon, A., 83
 Charras, C., 83, 190, 195, 201
 Chrétienne, P., 43, 49, 57, 90, 114
 Cole, R., 90
 Colussi, L., 65, 110
 Cormen, T.H., 28, 33, 49, 90
 critical factorization, 163
 Crochemore, M., 28, 34, 38, 43, 49,
 57, 77, 90, 91, 97, 104,
 114, 117, 144, 150, 155,
 162, 169, 175, 206
 Czumaj, A., 97, 144, 150

 delay, 40, 46, 52

 factor, 14

 factorization, 163
 Flajolet, P., 50

 Gaşieniec, L., 97, 144, 150
 Galil, Z., 65, 66, 71, 162
 Giancarlo, R., 65, 66, 71, 104
 Gonnet, G.H., 28, 34, 38, 49, 91
 good-suffix shift, 85, 93, 177, 183
 Goodrich, M.T., 49, 91
 Gusfield, D., 49, 91, 104

 Hancart, C., 28, 34, 43, 49, 57, 77,
 83, 91, 114
 hashing function, 29
 holes, 59
 Hopcroft, J.E., 42
 Horspool, R.N., 114
 Hume, A., 122

 Jarominek, S., 97, 144, 150

 Karp, R.M., 34
 Knuth, D.E., 50, 91

 Lecroq, T., 34, 38, 49, 91, 97, 104,
 114, 117, 144, 150, 190,
 195, 201
 Leiserson, C.E., 28, 33, 49, 90
 local period, 163

 Manber, U., 38
 maximal suffix, 164, 171
 Maximal-Suffix decomposition, 171
 Moore, J.S., 90
 Morris, Jr, J.H., 43, 50, 91

 Navarro G., 38, 49, 90, 144
 nohole, 67
 noholes, 59

- non-periodic, 14
- pattern, 11
- Pehoushek, J.D., 190, 195, 201
- perfect factorization, 157
- period, 14
- periodic, 14, 146
- Perrin, D., 169
- Plandowski, W., 97, 144, 150
- Pratt, V.R., 43, 50, 91
- prefix, 14
- prefix period, 157
- Rabin, M.O., 34
- Raffinot M., 155
- Raita, T., 138
- Ravindran, S., 130
- repetition, 163
- reverse, 14
- Ribeiro-Neto B., 38, 49, 90, 144
- Rivest, R.L., 28, 33, 49, 90
- Rytter, W., 49, 57, 91, 97, 104, 144, 150, 162, 169, 175, 206
- Régnier, M., 113
- Sedgewick, R., 34, 50, 91
- Seiferas, J., 162
- shift, 12
- Simon, I., 57
- sliding window mechanism, 12
- Smith, P.D., 133, 138
- Stephen, G.A., 34, 50, 91, 114, 117, 122
- String-matching, 11
- substring, 14
- subword, 14
- suffix, 14
- suffix automaton, 139, 203
- suffix oracle, 151
- Sunday, D.M., 117, 122, 181, 186
- tagged border, 45
- Takaoka, T., 126
- Tamassia, R., 49, 91
- text, 11
- the local period, 163
- the period, 14
- trie, 197
- turbo-shift, 93
- Ullman, J.D., 42
- Van Gelder, A., 49, 90
- Watson, B.W., 50, 91
- window, 12
- Wirth, N., 50, 91
- Wu, S., 38
- Yao, A.C., 144, 150
- Zhu, R.F., 126